

Derivation of a Markov state model of the dynamics of a protein-like chain immersed in an implicit solvent

Jeremy Schofield* and Hanif Bayat†

*Chemical Physics Theory Group,
Department of Chemistry, University of Toronto,
Toronto, Ontario M5S 3H6, Canada*

(Dated: July 20, 2018)

A Markov state model of the dynamics of a protein-like chain immersed in an implicit hard sphere solvent is derived from first principles for a system of monomers that interact via discontinuous potentials designed to account for local structure and bonding in a coarse-grained sense. The model is based on the assumption that the implicit solvent interacts on a fast time scale with the monomers of the chain compared to the time scale for structural rearrangements of the chain and provides sufficient friction so that the motion of monomers is governed by the Smoluchowski equation. A microscopic theory for the dynamics of the system is developed that reduces to a Markovian model of the kinetics under well-defined conditions. Microscopic expressions for the rate constants that appear in the Markov state model are analyzed and expressed in terms of a temperature-dependent linear combination of escape rates that themselves are independent of temperature. Excellent agreement is demonstrated between the theoretical predictions of the escape rates and those obtained through simulation of a stochastic model of the dynamics of bond formation. Finally, the Markov model is studied by analyzing the eigenvalues and eigenvectors of the matrix of transition rates, and the equilibration process for a simple helix-forming system from an ensemble of initially extended configurations to mainly folded configurations is investigated as a function of temperature for a number of different chain lengths. For short chains, the relaxation is primarily single-exponential and becomes independent of temperature in the low-temperature regime. The profile is more complicated for longer chains, where multi-exponential relaxation behavior is seen at intermediate temperatures followed by a low temperature regime in which the folding becomes rapid and single exponential. It is demonstrated that the behavior of the equilibration profile as the temperature is lowered can be understood in terms of the number of relaxation modes or “folding pathways” that contribute to the evolution of the state populations.

I. INTRODUCTION

In small proteins the competition between energy (or enthalpy) and entropy (density of conformational states) leads to transitions between compact structures, which tend to maximize hydrogen bonding interactions, and collapsed random coil structures characterized by moderate hydrogen bonding and increased backbone flexibility. These competing interactions can also give rise to a wealth of other structural transitions among meta-stable states, leading to a free energy landscape that is irregular and pitted with local minima. A question of great interest in biological systems is the connection between features of the free energy landscape such as its roughness, connectivity and temperature dependence and their influence on the kinetic profile of the relaxation of a non-equilibrium ensemble to structures to an equilibrium ensemble. Such a process is often difficult to study in atomic detail from first-principles for several reasons. Perhaps foremost among these is the computational cost of generating dynamical trajectories in which large structural changes can be observed.

One of the simplest means of extending the time range of a simulation is to construct simplified dynamical models of the system. By simplifying the nature of interactions of complex systems, a qualitative view of the mechanisms by which

structural transformations occur can be obtained. Under certain conditions, a simplified picture of the dynamics of the transitions can be formulated by applying ideas of reaction rate theory in which transitions are treated as first order kinetic process with well-defined rate constants. A building block of this approach is to partition the free energy landscape into basins corresponding to metastable conformations among which transitions are rare and slow[1–3]. In general terms, a metastable state is considered to be composed of a set of conformations corresponding to a local region of the free energy surface within which the system evolves on a fast time scale before crossing a boundary region of higher free energy to another stable region. If transitions among locally stable regions are slow compared to that of the motion within the region, then the dynamics of the overall system may be simplified by ignoring the rapid motion within the metastable states. When transitions between states are Markovian, the dynamics of the switching process between conformations can be described with a Master equation parameterized by a set of transition rates between connected states.

A major challenge in constructing such a Markov state model[3–7] is the identification of the metastable regions of the free energy surface that partition the system into discrete states. The identification of metastable states is frequently done by performing actual simulations to harvest trajectories that are then used to cluster conformations of similar geometries, either manually[8, 9], using clustering methods[4, 10–12], or using distance metrics[4, 6, 10]. Rates between states are then estimated based on transitions observed in trajectories based on discrete state count matrices[12].

*Electronic address: jmschofi@chem.utoronto.ca

†Electronic address: hbayat@chem.utoronto.ca

In this article a Markov state model of the dynamics of a simple helix-forming protein-like chain in an effective solvent in which the constituent beads of the chain interact through discontinuous step potentials is derived from first principles. The simple form of the interaction potential permits the partitioning of conformational space into states using distance-dependent bonding interactions, effectively allowing the identification of long-lived states in a temperature-independent fashion without resorting to performing any actual molecular dynamics. It is shown that when transitions between states are slow compared to the time scale of motions of the beads in the protein-like chain, the transition matrix of rates between states can be computed in terms of temperature-independent, one-dimensional integrals of distance-dependent densities and cumulative distributions. Analytic forms for the densities and cumulative distributions are computed using fitting procedures on data produced by Monte-Carlo methods. Using this apparatus, it is shown how the relaxation profile of non-equilibrium populations of states can be computed at arbitrary temperatures.

The outline of the paper is as follows: The model for the protein-like chain is introduced in Sec. II, along with a discussion of the thermodynamic features of the discontinuous potential system. In Sec. III, expressions for transitions between configurations are obtained for a chain immersed in an effective bath by analyzing microscopic expressions for transition rates in terms of the spectral decomposition of the projected Smoluchowski evolution operator. This approach is shown to be equivalent to the first-passage time solution of the system in a two-step reaction model. The validity of the solution is demonstrated by direct simulation of a one-dimensional system. The rates are incorporated into a Markov state model in Sec. IV and the temperature dependent relaxation profile of an ensemble of unfolded configurations is obtained over a range of effective temperatures. Conclusions are discussed in Sec. V.

II. MODEL

In this article we analyze the dynamics of a coarse-grained protein model that utilizes step potentials to characterize interactions between long-lived structural features of the protein. Structural elements are enforced using distance constraints in the form of infinite step potentials while key weak interactions between different regions of the protein are incorporated through finite step potentials that allow bonds to be formed and broken. Although not considered here, important qualitative effects such as misfolding and structural frustration can be included in this fashion. The construction of the model is similar in philosophy to elastic network model of proteins[13], but with harmonic interactions replaced by distance constraints.

The use of discontinuous potentials to model interactions in biomolecular systems has been described in detail elsewhere[14, 15]. In contrast to the simple model introduced below, detailed models incorporating full all-atom force fields have been developed to account for the real chemi-

cal complexity present in biological systems. These force fields are based on underlying continuous potential models that incorporate both short-ranged local interactions that depend on atom type[16] as well as long-ranged charge-charge interactions[15]. These models have been used to study the folding kinetics of small fast-folding proteins[15] as well as amyloid aggregation and oligomer formation[17–19]. Although there are many bonding interactions in these detailed models, the models are qualitatively similar to the crude system considered here in that all interactions are in the form of step potentials. In spite of the fact that the Markov state model derived here applies equally well to all force fields of this form, the construction and analysis of a Markov state model of the dynamics is complicated by the fact that the number of states in the Markov model may scale exponentially with the number of bonding interactions in the potential. In reality many of the bonding interactions lead to the stabilization of relatively long-lived minor structural features at temperatures that are relevant to biology. If the structural features are long-lived in the temperature range of interest and form quickly in the folding process, the finite step potentials may be coarse-grained and replaced by infinite step potentials, reducing the number of relevant states in the Markov model. In principle, such simplifications should arise naturally from the structure of the transition rate matrix in the Markov model.

As a first step towards examining the influence of the topology of the free energy surface on the dynamics of biomolecular systems and to explore how the qualitative dynamics change as the roughness of the surface changes with temperature, we introduce a simple discontinuous potential model with relatively few bonding interactions and exhibiting little frustration. The model considered here consists of a set of step potentials between beads designed to mimic the interactions that lead to the formation of an alpha helix capable of folding back upon itself. Such interactions have been shown[20] to lead to a smooth free energy surface for short to intermediate length chains of 25 monomers or less. It should be emphasized that the particular system analyzed here is not intended to mimic any particular protein, nor does the model represent a general interaction scheme that can be extended to specific protein systems on the basis of monomer sequence, but rather to demonstrate how qualitative connections between the topology of the free energy surface and the dynamics of the system may be analyzed using a Markov state model.

As a prototypical system, we consider the dynamics of a beads on a string model[20] of a protein-like chain in which each bead represents an amino acid or residue. The chain consists of a repeated sequence of four different kinds of beads. While having four different types of beads is not enough to represent the twenty different types of amino acids, it preserves at least some of the qualitative differences between amino acids.

In total, four different potentials are used in the model. The form of these interactions suggests physical units to characterize the system. The first kind of interaction potential acts between the nearest and the next nearest neighbors beads in the chain sequence and restricts the distance between the beads to specific ranges by applying an infinite square-well poten-

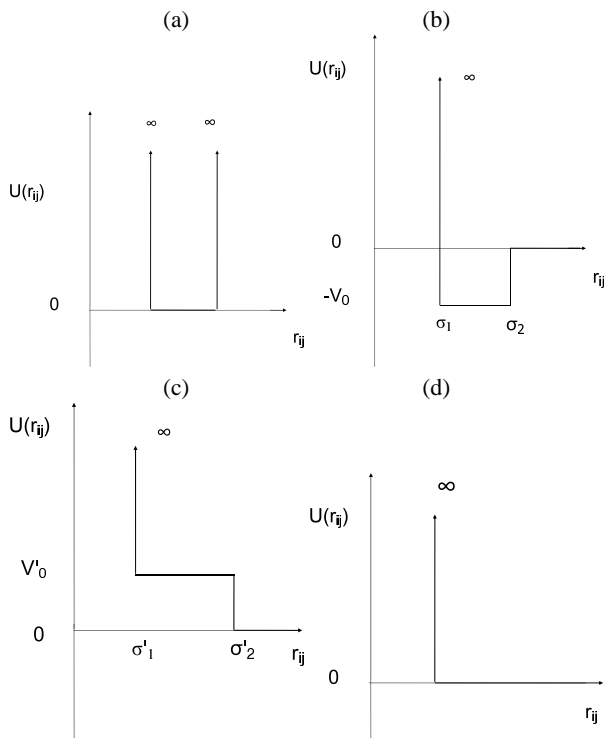


FIG. 1: Model potentials: the (a) infinite square-well potential, (b) attractive step potential, (c) repulsive shoulder potentials, and (d) hard core repulsion.

tial similar to Bellemans' bonds model[21] (see Fig. 1(a)). To mimic a covalent bond between two consecutive bead elements in the protein, the distance between two neighboring beads is restricted to the range $[1.0, 1.17]$ in length units σ_m , where σ_m corresponds to the minimum distance between two adjacent beads. In Ref. 20, σ_m was set to the value of $\sigma_m = 3.84 \text{ \AA}$ to mimic the distance between residues in real protein systems. The infinite square-well potential allows distances between beads to fluctuate around values close to the distance between stereocenters used in Ref. 22. Bond angle vibrations are similarly represented by defining infinite square-well potentials between next-nearest neighbors in the chain. Restricting their distance to a range from 1.4 to 1.67 generates a vibration angle between 75° and 112° . For simplicity, dihedral angle potentials are not considered in this model, but as discussed later, some restrictions on non-adjacent beads are employed to create rigidity in the backbone of the protein-like chain similar to the rigidity that results from the dihedral angle interactions in more detailed potentials.

Attractions between monomers are modeled by an attractive square-well potential whose depth, ϵ , defines the unit of energy in the model. This potential is depicted in Fig. 1(b). Attractive forces are defined between monomers of index $i = 4k + 2$, and $j = i + 4n$, where k is any positive integer (including zero) and n is any nonzero positive integer excluding $n = 2$ and $n = 3$. The exclusion of bonding interactions between monomers separated by 8 or 12 beads inhibits the chain from folding back on itself over short distances and provides

an effective chain stiffness that is important for the formation of helical structures[20]. The parameters for the attractive square-well potential, σ_1 and σ_2 , are chosen to be 1.25 and 1.5 in the simulation length unit, with a midpoint that is close to the translation along each turn of an alpha helix (5.4 \AA in physical units). These attractive interactions act across longer distances than those in the covalent interactions.

To represent electrostatic repulsive interactions between monomers, a repulsive shoulder potential, shown in Fig. 1(c), acts between beads $1 + 4k$ and $4k'$, where k and k' are integers and $k \neq k'$. The range of the shoulder is set to be from 1.2 to 1.9, while the height is ϵ . The effect of changing the number of step repulsions does not have much impact on the shape of free energy landscape nor on the dynamics of configurations around the native structure. Since the repulsion between the beads increases the potential energy while decreasing the configurational entropy, the most common structures at low temperatures do not have any repulsive interactions.

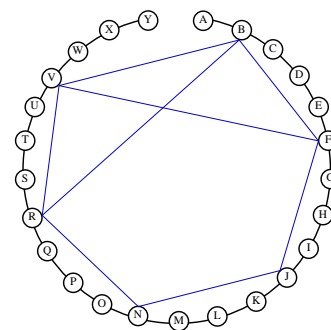


FIG. 2: Possible attractive bonds for a chain of 25 beads.

Finally, all other bead pairs with no covalent bond, attractive or repulsive interactions interact via a hard sphere repulsion to account for excluded volume interactions at short distances, depicted in Fig. 1(d). The hard sphere diameter is set to be 1.25.

The reduced temperature is defined as $T^* = (k_B T)/\epsilon$, where ϵ is the potential depth of the attractive square-well interactions, and β^* is the inverse of the reduced temperature, $\beta^* = 1/T^*$. The unit of time follows from the definitions of the system length, mass and energy scales so that $\tau_s = \sqrt{m\sigma^2/\epsilon}$.

The interactions in the model under consideration here are designed to stabilize compact helical configurations of the chain at low temperatures[20], such as that shown in Fig. (3). In the absence of a solvent that can form stable bonds with the chain, the system adopts compact configurations at low temperatures in which all attractive interactions are satisfied.

The discrete nature of the interactions allows configurational space to be partitioned into states by defining an index function for a configuration c that depends on the set of spatial coordinates $\mathbf{r} = \{r_1, \dots, r_N\}$ of the chain with N monomers,

$$\chi_c(\mathbf{r}) = \begin{cases} 1 & \text{if only bonds in } c \text{ are present,} \\ 0 & \text{otherwise.} \end{cases}$$

The partitioning of configurational space arises naturally by

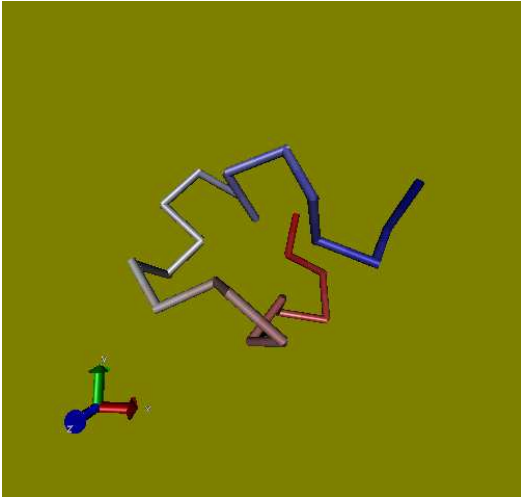


FIG. 3: Folded helical structure with 8 bonds.

expanding the product in the identity

$$\begin{aligned}
 1 &= \prod_{i=1}^{n_b} (1 - H(x_i - x_c) + H(x_i - x_c)) \\
 &= \prod_{i=1}^{n_b} (H^b(x_i - x_c) + H(x_i - x_c)) \quad (1) \\
 &= \sum_{k=1}^{n_s} \chi_{c_k}(\mathbf{r}), \quad (2)
 \end{aligned}$$

where n_b is the number of attractive bonds in the model, $n_s = 2^{n_b}$ is the number of states, $H^b(x) = 1 - H(x)$, and $H(x)$ is the Heaviside function

$$H(x) = \begin{cases} 1 & x \geq 0 \\ 0 & \text{otherwise.} \end{cases}$$

In Eq. (2), x_i is the distance between monomers in the i th bond, and x_c is the critical distance at which a bond is formed. For notational simplicity, we order the index of configurations based on the number of bonds starting with the configuration with no bonds, $\chi_1(\mathbf{r}) = \prod_{i=1}^{n_b} H(x_i - x_c)$, and ending with the configuration with the maximum number of bonds, $\chi_{n_s}(\mathbf{r}) = \prod_{i=1}^{n_b} H^b(x_i - x_c)$.

Using the index functions, the entropy S_c of a configuration at an inverse temperature $\beta = 1/(k_B T)$ can be computed as

$$S_c = \frac{3}{2} N k_B \ln \left(\frac{2\pi m e}{\beta \hbar^2} \right) + k_B \ln \frac{1}{V^N} \int' d\mathbf{r} \chi_c(\mathbf{r}),$$

and the relative entropy of two configurations c_1 and c_2 is

$$\Delta S_{c_1 c_2} = k_B \ln \frac{\int' d\mathbf{r} \chi_{c_1}(\mathbf{r})}{\int' d\mathbf{r} \chi_{c_2}(\mathbf{r})} = \frac{\Delta U_{c_1 c_2}}{T} + k_B \ln \frac{f_{\text{obs}}(c_1, T)}{f_{\text{obs}}(c_2, T)},$$

where the integral over Cartesian positions $\mathbf{r} = \{\mathbf{r}_i\}$ is restricted to configurations that satisfy all geometric constraints due to the infinite square-well and hard core repulsions. Here ΔU_{ij} is the potential energy difference between configurations

i and j and $f_{\text{obs}}(i, T)$ is the probability of observing configuration i at temperature T . This latter quantity is estimated numerically using Monte Carlo methods. Due to the nature of the interaction potentials, the entropic differences between configurations is independent of temperature and can be estimated from equilibrium simulations based on the relative populations observed. From these simulations, it is evident that the formation of a bond is accompanied by a loss of configurational entropy typically on the order of $3 k_B$.

Since the configurational space can be unambiguously partitioned into states whose equilibrium populations can be computed, one can also estimate the cumulative distribution functions, probability densities, and potential of mean force associated with the formation of a bond. For example, consider a chain of 25 monomers that are alphabetically indexed so that the first monomer is labeled ‘‘A’’, the second ‘‘B’’, and so on (see Fig. 2). Since the bonding interactions are determined by distances between pairs of monomers, bonds and therefore configurations can be identified by alphabetic pairings, such as *BFBR*, which indicates a configuration in which the second monomer is bound to the sixth and eighteenth monomers and no others. The configuration $A = BFBR$ can be formed from the configuration $B = BF$ by the formation of the *BR* bond, which occurs when the distance $x_{BR} = |\mathbf{r}_B - \mathbf{r}_R|$ is less than the critical bond formation distance x_c . One can define a probability density $\rho_a(x)$ and the cumulative distribution $C_a(x) = \int_{x_{\text{min}}}^x dy \rho_a(y)$ in terms of canonical ensemble averages restricted over states as

$$\rho_a(x) = \langle \delta(x - x_{BR}) \rangle_a,$$

where the notation $\langle f(\mathbf{r}) \rangle_a$ denotes the normalized uniform average

$$\langle f(\mathbf{r}) \rangle_a = \frac{\int' d\mathbf{r} \chi_a(\mathbf{r}) f(\mathbf{r})}{\int' d\mathbf{r} \chi_a(\mathbf{r})} = \frac{\int' d\mathbf{r} \chi_a(\mathbf{r}) f(\mathbf{r})}{Z_A}.$$

The relative entropy, shown in Table I, and other equilibrium properties such as the probability density and cumulative distribution function for bonds can be computed by Monte Carlo simulation[20]. From such simulations, one simple way

| | configuration | U_c/ϵ | S_c/k_B |
|----|-------------------------|----------------|----------------|
| 1 | No Bond | 0.00 | 31.8 ± 0.6 |
| 2 | BF | -1 | 28.6 ± 0.6 |
| 3 | BF JN | -2 | 25.1 ± 0.6 |
| 4 | BF NR | -2 | 25.2 ± 0.6 |
| 5 | BF JN RV | -3 | 21.7 ± 0.4 |
| 6 | BF FJ NR RV | -4 | 17.8 ± 0.6 |
| 7 | BF FJ JN RV | -4 | 17.6 ± 0.6 |
| 8 | BF FJ JN NR RV | -5 | 13.2 ± 0.6 |
| 9 | BF BR BV FJ JN NR RV | -7 | 3.7 ± 0.8 |
| 10 | BF BV FJ FV JN NR RV | -7 | 2.9 ± 0.6 |
| 11 | BF BR BV FJ FV JN NR RV | -8 | 0 |

TABLE I: Potential energy in units of ϵ and relative entropy of the common structures of the 25-bead chain.

to estimate $\rho_a(x)$ is to construct histograms of the distance x_{BR} for configurations that satisfy the bonding constraints of configuration *A*. Since the probability density and the cumulative distribution function are independent of temperature, the distance x_{BR} from any instantaneous configuration that satisfies the bonding criteria for configuration *A* can be used. A more appealing way of constructing analytic fits to the densities and cumulative distribution functions is to use a procedure[23] that constructs these quantities from sampled data using statistical fitting criteria.

The temperature-dependent potential of mean force $\phi_{ab}(x)$ connecting states *A* and *B* can be computed from the probability densities $\rho_a(x)$ and $\rho_b(x)$ by first considering the cumulative distribution function connecting the two states,

$$C_{ab}(x) = \begin{cases} \frac{e^{\Delta S/k_B} e^{\beta \epsilon}}{1 + e^{\Delta S/k_B} e^{\beta \epsilon}} C_a(x) & x_{\min} \leq x < x_c \\ \frac{1}{1 + e^{\Delta S/k_B} e^{\beta \epsilon}} C_b(x) + \frac{e^{\Delta S/k_B} e^{\beta \epsilon}}{1 + e^{\Delta S/k_B} e^{\beta \epsilon}} & x_c \leq x \leq x_{\max} \end{cases},$$

where $\Delta U_{ab} = U_a - U_b = -\epsilon$ and $\Delta S = S_a - S_b$ is the relative entropy difference of the configurations (see Table I). Noting that $\rho_c(x) = dC_c(x)/dx$, we find that

$$\rho_{ab}(x) = \begin{cases} \frac{e^{\Delta S/k_B} e^{\beta \epsilon}}{1 + e^{\Delta S/k_B} e^{\beta \epsilon}} \rho_a(x) & x_{\min} \leq x < x_c \\ \frac{1}{1 + e^{\Delta S/k_B} e^{\beta \epsilon}} \rho_b(x) & x_c \leq x \leq x_{\max} \end{cases},$$

which is discontinuous due to the nature of the potential at $x = x_c$. In principle, the densities are also discontinuous and vanish abruptly above and below some maximum and minimum values x_{\max} and x_{\min} that are determined by the distance constraints imposed by the infinite square-well interactions present in the model. The potential of mean force, $\phi_{ab}(x) = -k_B T \ln \rho_{ab}(x)$, describes the reversible work associated with pulling the system from configuration *B* to *A* by reducing the distance $x = x_{BR}$ between monomers *B* and *R*. Since the density is discontinuous at $x = x_c$, the potential of mean force has a jump discontinuity of magnitude

$$\Delta \phi_{ab} = \phi_a(x_c^-) - \phi_b(x_c^+) \approx -\epsilon,$$

where $\phi_a(x)$ is the potential of mean force in region *A* where $x < x_c$ defined by $\exp(-\beta \phi_a(x))/Z_A = \rho_a(x)$, $\phi_b(x)$ is the potential of mean force in region *B* where $x \geq x_c$, and x_c^- and x_c^+ are the left and right-side limits as x approaches x_c . Due to the simplicity of the interaction potential, the potential of mean force can be computed at any inverse temperature β from the temperature independent densities ρ_a and ρ_b . The density $\rho_{ab}(x)$ can be written as a conditional equilibrium average of a delta function via

$$\rho_{ab}(x) = \left\langle \delta(x - x_{BR}) \chi_b^k(\mathbf{r}) \right\rangle,$$

where $\chi_b^k(\mathbf{r})$ is the indicator function for configuration *B* without a factor of $H(x_{BR} - x_c)$ or $H^b(x_{BR} - x_c)$ indicating whether or not $x_{BR} \geq x_c$. Note that the potential of mean force $\phi_{ab}(x)$ includes an effective volume factor of the form $-2\beta^{-1} \ln x$ that arises from the conversion of Cartesian into spherical polar coordinates. This volume factor leads to a temperature independent entropic barrier for the formation of a bond.

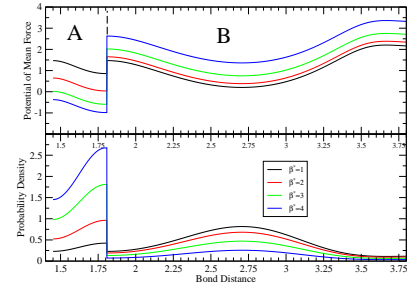


FIG. 4: The potential of mean force (top panel) and the probability density (lower panel) in dimensionless units as a function of the dimensionless critical bond distance. The regions defining the bound state *A* and unbound state *B* are identified.

In Fig. (4), the potential of mean force is plotted as a function of the *NR* distance for configurations $B = BFBRBVFJJNRV$ and $A = BFBRBVFJJNRRV$ for a range of different inverse temperatures. Note the entropic barrier between the non-bonded states with $x \geq x_c = 1.8$ and bonded states with $x < x_c$. The overall shape of the potential of mean force in the stable wells in regions *A* and *B* is non-trivial due to the complicated geometric constraints imposed by the infinite square well potentials. The temperature independent form of the potential must therefore be computed numerically for all but the simplest of systems. We shall see in the next section that the densities $\rho_i(x)$ and cumulative distributions $C_i(x)$ play an important role in determining the rate constants relating the rate of population transfer between states.

III. DYNAMICS

The system considered here consists of N monomers of mass m of a protein-like chain immersed in a solvent of light particles of mass m_s . The monomers in the model are assumed to correspond to a coarse-grained representation of either amino acid residues or even sequences of residues, so that the difference in masses between the monomers and solvent leads to a separation of time scale of monomer and solvent motions. Under such conditions, one finds that to second order in the small parameter $\sqrt{m_s/m}$, the evolution of the probability density $f(\mathbf{r}, \mathbf{p}, t)$ is governed by the Fokker-Planck equation[24],

$$\frac{\partial f(\mathbf{r}, \mathbf{p}, t)}{\partial t} = \Omega f(\mathbf{r}, \mathbf{p}, t), \quad (3)$$

with formal solution $f(\mathbf{r}, \mathbf{p}, t) = \exp\{\Omega t\} f(\mathbf{r}, \mathbf{p}, 0)$, where the Fokker-Planck operator is given by

$$\begin{aligned} \Omega &= \sum_{i=1}^N \left[-\frac{\mathbf{p}_i}{m} \cdot \nabla_{\mathbf{r}_i} + \nabla_{\mathbf{r}_i} U \cdot \nabla_{\mathbf{p}_i} + \gamma \nabla_{\mathbf{p}_i} \cdot \left(\nabla_{\mathbf{p}_i} + \beta \frac{\mathbf{p}_i}{m} \right) \right] \\ &= -\frac{\mathbf{p}}{m} \cdot \nabla_{\mathbf{r}} + \nabla_{\mathbf{r}} U \cdot \nabla_{\mathbf{p}} + \gamma \nabla_{\mathbf{p}} \cdot \left(\nabla_{\mathbf{p}} + \beta \frac{\mathbf{p}}{m} \right), \end{aligned} \quad (4)$$

where γ is the friction coefficient and U is the potential of mean force describing monomer-monomer interactions aver-

aged over the bath. In Eq. (4), we have defined the dot product over monomer vector positions and momenta as $\mathbf{r} \cdot \mathbf{r} = \sum_{i=1}^N \mathbf{r}_i \cdot \mathbf{r}_i$, where \mathbf{r}_i is the position vector of monomer i . We assume the interaction potential of mean force U can be written as a sum of pairwise interactions that depend only on the relative distance between monomers, and hence can be expressed as

$$\begin{aligned} U &= \sum_{i=1}^N \sum_{j=i+1}^N u(r_{ij}) \\ &= u(r_{12}) + \sum_{i=3}^N (u(r_{i1}) + u(r_{i2})) + \sum_{i=3}^N \sum_{j=i+1}^N u(r_{ij}) \\ &= U_0(r_{12}) + \phi(\mathbf{r}) + U_i(\mathbf{r}), \end{aligned} \quad (5)$$

where U_0 is the direct interaction potential for a selected pair of monomers 1 and 2, ϕ is the interaction potential of the selected pair with all other monomers in the chain, and U_i is the interaction potential for all other monomers. For the purpose of discussion below, we assume that the square-well and hard-core potentials have been smoothed out to continuous potentials in which the potential energy increases sharply but continuously over short distances.

For many model systems, the bonding interactions due to interaction terms of the form $u(r_{ij}) = H(r_{ij} - r_c) - \epsilon H^b(r_{ij} - r_c)$ involve pairs of monomers that are separated by many other monomers in the chain. One expects that the mean interaction time τ_c for such bonding terms is much larger than the time scale τ_l of local interactions of neighboring monomers due to the connectivity of the chain. Hence it is reasonable to expect that the time scale of the transitions between configurations, which is proportional to τ_c , are slow compared to the time scale of the motion of the monomers τ_l , so that the dynamics of populations $\mathbf{c}(t) = \{c_1(t), \dots, c_n(t)\}$ of the states is well-represented by a simple Markov model for $t > \tau_l$:

$$\dot{\mathbf{c}}(t) = \mathbf{K} \cdot \mathbf{c}(t), \quad (6)$$

where \mathbf{K} is an $n_s \times n_s$ matrix of transition rates connecting the n_s states. In this dynamical picture, an arbitrary non-equilibrium density equilibrates on a time scale τ_l to a local equilibrium form in which states are distributed with non-equilibrium populations.

In the following section, Eq. (6) is justified from first principles and microscopic expressions for the transition rates are obtained.

A. Microscopic expressions of the transition matrix

It is possible to express the transition rates in the matrix \mathbf{K} in terms of time-dependent correlation functions using standard methods of statistical mechanics. To see how this is done, we first note that the population $c_i(t)$ of state i can be obtained from the evolution of the non-equilibrium average of the indi-

cator function $\chi_i(\mathbf{r})$ since

$$\begin{aligned} c_i(t) &= \int d\mathbf{r} d\mathbf{p} \chi_i(\mathbf{r}) f(\mathbf{r}, \mathbf{p}, t) \\ &= \int d\mathbf{r} d\mathbf{p} \chi_i(\mathbf{r}) e^{\Omega t} f(\mathbf{r}, \mathbf{p}, 0), \end{aligned}$$

where $f(\mathbf{r}, \mathbf{p}, 0)$ is the initial non-equilibrium distribution. For simplicity, we will assume that the initial density is of local equilibrium form $f(\mathbf{r}, \mathbf{p}, 0) = Z^{-1} \sum_i p_i \chi_i(\mathbf{r}) e^{-\beta \mathcal{H}}$, where the $p_i \geq 0$ are constants dependent on the initial population of the states and Z is the normalization constant

$$Z = \sum_i p_i \int d\mathbf{r} d\mathbf{p} \chi_i(\mathbf{r}) e^{-\beta \mathcal{H}} = \sum_i p_i e^{-\beta F_i},$$

where $F_i = -n_i \epsilon + T S_i$ is the free energy of state i with n_i bonds of energy $-\epsilon$ and entropy S_i . This initial distribution corresponds to an ensemble of states in which the distribution within a given state is of equilibrium form even though the actual populations c_i of the states are not at their equilibrium values. The form assumed for the initial non-equilibrium distribution is not critical in the subsequent analysis, and presumably the local equilibrium form applies to any non-equilibrium initial state for times t satisfying $\tau_c \gg t > \tau_l$.

To obtain microscopic expressions for the transition rates, one defines a projection operator \mathcal{P} and its complement $\mathcal{Q} = \mathbf{I} - \mathcal{P}$ that act on an arbitrary density $g(\mathbf{r}, \mathbf{p})$ as

$$\mathcal{P}g(\mathbf{r}, \mathbf{p}) = \sum_{i=1}^{n_s} \frac{\chi_i(\mathbf{r}) \rho_e}{\langle \chi_i(\mathbf{r}) \rangle} \int d\mathbf{r} d\mathbf{p} \chi_i(\mathbf{r}) g(\mathbf{r}, \mathbf{p}),$$

where $\langle B(\mathbf{r}, \mathbf{p}) \rangle = \int d\mathbf{r} d\mathbf{p} \rho_e(\mathbf{r}, \mathbf{p}) B(\mathbf{r}, \mathbf{p})$ denotes the equilibrium average over the stationary distribution of the Fokker-Planck equation $\Omega \rho_e(\mathbf{r}, \mathbf{p}) = 0$. Here the equilibrium density is

$$\rho_e(\mathbf{r}, \mathbf{p}) = \frac{e^{-\beta \mathcal{H}}}{\int d\mathbf{r} d\mathbf{p} e^{-\beta \mathcal{H}}}.$$

Applying standard operator identities to the Fokker-Planck equation (3), we obtain[25],

$$c_i(t) - c_i(0) = \sum_{j=1}^{n_s} \int_0^t d\tau K_{ij}(\tau) c_j(t - \tau), \quad (7)$$

where $K_{ij}(t) = k_{ij}(t) / \langle \chi_j \rangle$ and

$$k_{ij}(t) = \int d\mathbf{r} d\mathbf{p} \chi_i \Omega e^{\Omega t} \left(\chi_j \rho_e \right).$$

If there is a separation of time scale between the time scale τ_c of the evolution of the populations $c_i(t)$ and the time scale τ_l over which the correlation function $K_{ij}(t)$ decays to its constant plateau value, Eq. (7) can be approximated by a Markovian form for $t \gg \tau_l$

$$c_i(t) - c_i(0) = \sum_{j=1}^{n_s} K_{ij} \int_0^t d\tau c_j(\tau) + O(\tau_l / \tau_c), \quad (8)$$

where $K_{ij}(t) \rightarrow K_{ij}$ for $t \gg \tau_i$. From Eq. (8), we observe that the populations obey the equation of motion

$$\dot{c}_i(t) = \sum_{j=1}^{n_s} K_{ij} c_j(t),$$

as in Eq. (6), and indicates the populations exhibit exponential (or finite multi-exponential) behavior.

It is straightforward to show that $\Omega(\rho_e B) = \rho_e \Omega^\dagger B$ and $\mathcal{Q}\Omega(\rho_e B) = \rho_e \mathcal{Q}^\dagger \Omega^\dagger B$, where Ω^\dagger and \mathcal{Q}^\dagger are the Hermitian conjugates of the operators Ω and \mathcal{Q} , respectively, given by

$$\begin{aligned} \Omega^\dagger &= \frac{\mathbf{p}}{m} \cdot \nabla_{\mathbf{r}} - \nabla_{\mathbf{r}} U \cdot \nabla_{\mathbf{p}} + \gamma \left(\nabla_{\mathbf{p}} - \beta \frac{\mathbf{p}}{m} \right) \cdot \nabla_{\mathbf{p}} \\ \mathcal{P}^\dagger A(\mathbf{r}, \mathbf{p}) &= \sum_{i=1}^{n_s} \frac{\langle A \chi_i \rangle}{\langle \chi_i \rangle} \chi_i \\ \mathcal{Q}^\dagger &= 1 - \mathcal{P}^\dagger. \end{aligned}$$

Using these results, we find that

$$\begin{aligned} k_{ij}(t) &= \left\langle \chi_i \left(e^{\Omega^\dagger \mathcal{Q}^\dagger t} \Omega^\dagger \chi_j \right) \right\rangle = \left\langle \left(\Omega^\dagger e^{\mathcal{Q}^\dagger \Omega^\dagger t} \chi_i \right) \chi_j \right\rangle \\ &= \left\langle \left(e^{\Omega^\dagger \mathcal{Q}^\dagger t} \Omega^\dagger \chi_i \right) \chi_j \right\rangle. \end{aligned} \quad (9)$$

Noting $\sum_i^{n_s} \chi_i = 1$, it is evident from Eq. (9) that the diagonal terms can be written in terms of the off-diagonal elements $K_{jj}(t) = -\sum_{i \neq j} K_{ij}(t)$. The final expression in Eq. (9) can be interpreted as the evolution of the initial flux $\Omega^\dagger \chi_i$ sampled from configuration j under the projected operator $\Omega^\dagger \mathcal{Q}^\dagger$. Using Eq. (9), we see that the transition matrix elements satisfy

$$\begin{aligned} K_{ij}(t) &= K_{ij}(t) \frac{\langle \chi_i \rangle}{\langle \chi_j \rangle} \\ &= K_{ji}(t) e^{-\beta(F_i - F_j)}, \end{aligned}$$

which establishes that the rates in the transition matrix obey the condition of detailed balance.

If $j > i$, the initial state j has more bonds than state i , indicating that the dynamics has led to a barrier crossing out of at least one bonding well. We associate the rate of barrier crossing out of a bonding state with a forward rate and interpret $K_{ij} = k_{ij}^f$ when $j > i$. On the other hand if $i > j$, then the initial configuration j has fewer bonds than configuration i , and at least one bonding barrier has been crossed from the reverse direction, so that $K_{ij} = k_{ij}^r$. Note that in both cases we expect $K_{ij} > 0$ since the population of state i increases. We therefore interpret the rates as

$$\lim_{t \rightarrow \infty} K_{ij}(t) = \begin{cases} k_{ij}^r & i > j \\ k_{ij}^f & j > i, \end{cases}$$

where k^f and k^r denote forward and reverse rate constants for the formation and loss of the bond distinguishing state i from state j .

The rate expressions can be regarded as an average of the dynamical variable $K_i(\mathbf{r}, \mathbf{p}, t) = e^{\Omega^\dagger \mathcal{Q}^\dagger t} \Omega^\dagger \chi_i(\mathbf{r})$ over the conditional equilibrium density of configuration j , $\rho_e(\mathbf{r}, \mathbf{p}) \chi_j(\mathbf{r})$.

Note that $K_i(\mathbf{r}, \mathbf{p}, t)$ obeys the evolution equation,

$$\frac{\partial K_i(\mathbf{r}, \mathbf{p}, t)}{\partial t} = (\Omega^\dagger \mathcal{Q}^\dagger) K_i(\mathbf{r}, \mathbf{p}, t). \quad (10)$$

If the Markov description of the dynamics is sensible, the elements of the matrix $K_{ij}(t)$ rapidly approach their asymptotic values after a short transient time $\tau_m \sim \tau_i$. The transient time τ_m can be estimated by examining the eigenvalue spectrum of the projected evolution operator $\Omega^\dagger \mathcal{Q}^\dagger$, and corresponds roughly with the inverse of the smallest nonzero eigenvalue μ_{\min}^\dagger .

The dynamical variable $K_i(\mathbf{r}, \mathbf{p}, t)$ depends on all $6N$ phase space coordinates (\mathbf{r}, \mathbf{p}) of the protein-like chain, which complicates its spectral analysis. In the following section, we show that this dependence can be approximately reduced to a single coordinate in the high friction limit provided there is a clear separation of time scale between events leading to bond formation or destruction.

B. Evaluation of rate constants

The computation of an element $K_{ab}(t)$ of the rate matrix that characterizes the rate of transitions between two states A and B can be interpreted as the average of $K_a(\mathbf{r}, \mathbf{p}, t)$ over an equilibrium distribution of bond distances in the B configuration,

$$K_{ab}(t) = \frac{\langle [K_a(\mathbf{r}, \mathbf{p}, t)] \chi_b \rangle}{\langle \chi_b \rangle} = \frac{k_{ab}(t)}{\langle \chi_b \rangle}. \quad (11)$$

Recall that from Eq. (10), the time-dependence of $K_a(\mathbf{r}, \mathbf{p}, t)$ is governed by the projected evolution operator $\Omega^\dagger \mathcal{Q}^\dagger$. If the transient time scale τ_m is small compared to the reactive time scale τ_c , it is reasonable to assume that only a single barrier separating configurations A and B is crossed for any given trajectory and hence non-zero transition rates K_{ab} only occur between states that differ by a *single* bond dependent on the scalar distance $x = r_{mn}$ between monomers m and n . Under these conditions, it is shown in Appendix A that the transition rate matrix $k_{ab}(t)$ may be written as a one-dimensional integral over the conditional equilibrium probability density $\rho_{ab}(x)$ defined in Eq. (3) as

$$k_{ab}(t) = \int_{x_{\min}}^{x_{\max}} dx \rho_{ab}(x) H(x - x_c) e^{\mathcal{L}_{xq}^\dagger t} \mathcal{L}_x^\dagger H(x - x_c). \quad (12)$$

In Eq. (12), the evolution operators \mathcal{L}_x^\dagger and \mathcal{L}_{xq}^\dagger are given by

$$\begin{aligned} \mathcal{L}_x^\dagger g(x) &= D \left(\frac{d^2}{dx^2} - \beta \phi'_{ab}(x) \frac{d}{dx} \right) g(x) \\ \mathcal{L}_{xq}^\dagger g(x) &= \mathcal{L}_x^\dagger \mathcal{Q}_x^\dagger g(x) \end{aligned} \quad (13)$$

where the prime notation indicates the derivative, the effective diffusion coefficient D is $D = 2(k_B T)^2 / \tilde{\gamma}$, where $\tilde{\gamma}$ is the total friction on the beads (defined in the Appendix), and $\phi_{ab}(x)$ is the potential of mean force defined by $\phi_{ab}(x) =$

$-k_B T \log \rho_{ab}(x)$. In Eq. (13), the projection operator \mathcal{Q}_x^\dagger removes the projection of a density $g(x)$ onto the conditional equilibrium density $\rho_{ab}(x)$ so that

$$\begin{aligned} \mathcal{Q}_x^\dagger g(x) &= (1 - \mathcal{P}_x^\dagger)g(x) \\ &= g(x) - \rho_a(x)H^b(x-x_c) \int_{x_{\min}}^{x_c} dx g(x) \\ &\quad - \rho_b(x)H(x-x_c) \int_{x_c}^{x_{\max}} dx g(x). \end{aligned} \quad (14)$$

In the above discussion, we have defined state A to be the bonded state with conditional probability density $\rho_A(x) = H^b(x-x_c)\rho_{ab}(x)/\langle H^b(x-x_c) \rangle$, where the brackets $\langle B(x) \rangle = \int dx \rho_{ab}(x)B(x)$, whereas the unbonded state B has a conditional probability density $\rho_B(x) = H(x-x_c)\rho_{ab}(x)/\langle H(x-x_c) \rangle$. Subsequently, we drop subscripts for quantities like the density $\rho(x) = \rho_{ab}(x)$ and the potential of mean force $\phi(x) = \phi_{ab}(x)$ with the understanding that we are concerned with the rate constants K_{ab} for transitions between states A and B .

C. Diagonalization approach to rate constants

The direct evaluation of the rate constants using a spectral decomposition of the evolution operator \mathcal{L}_{xq}^\dagger is feasible due to its low dimensionality. One difficulty to overcome is the discontinuity in the potential of mean force $\phi(x)$ at the positions x_{\min} and x_{\max} arising from the infinite repulsive potentials, as well as the jump discontinuity at $x = x_c$. The infinite repulsions lead to reflecting boundary conditions at $x = x_{\min}$ and $x = x_{\max}$, while the discontinuity at $x = x_c$ leads to jump conditions at the singularity, as discussed in Appendix B.

In principle, solutions of the Smoluchowski equation with unprojected dynamics can be considered as well. The solution of the Smoluchowski equation for regions between discontinuities must be considered separately and then patched together by using the appropriate boundary jump conditions. Exact solutions of the one-dimensional Smoluchowski equation have been considered using this approach for square-well potentials[26, 27] and for square-wells with square barriers[28]. A valuable aspect of the analytical treatment of such problems is the allowance of a comparison of the perturbative expansion of the solution with approximate solution methods, such as the first passage time approach. For one-dimensional systems with square-wells and square barriers, it is possible to find corrections to Kramer's solution for the survival probability to find a particle in a meta-stable well[29]. When the barriers separating meta-stable states are not sufficiently high, the probability to find a particle in a well exhibits a multiple exponential relaxation profile[28].

The evolution of the system under the projected Smoluchowski operator \mathcal{L}_{xq}^\dagger is more difficult to analyze than the unprojected operator \mathcal{L}_x^\dagger [25]. Nonetheless, the eigenfunctions $\{\xi_n^\dagger(x)\}$ and the corresponding real eigenvalues $\{\mu_n^\dagger\}$ of the operator \mathcal{L}_{xq}^\dagger can be found even when the potential of mean force exhibits jump discontinuities.

At this point, it is useful to define the inner product between real functions $f^\dagger(x)$ and $g(x)$ as

$$\langle f|g \rangle = \int_{x_{\min}}^{x_{\max}} dx f^\dagger(x)g(x).$$

The adjoint of an operator \hat{O} is formally defined as

$$\begin{aligned} \langle f|\hat{O}g \rangle &= \int_{x_{\min}}^{x_{\max}} dx f^\dagger(x) \hat{O}g(x) \\ &= \int_{x_{\min}}^{x_{\max}} dx (\hat{O}^\dagger f^\dagger(x)) g(x) \\ &= \langle \hat{O}^\dagger f|g \rangle. \end{aligned}$$

The eigenvalue equations for \mathcal{L}_{xq}^\dagger and its adjoint $\mathcal{L}_{xq} = \mathcal{Q}_x \mathcal{L}_x$,

$$\begin{aligned} (\mathcal{L}_{xq}^\dagger + \mu_n^\dagger) \xi_n^\dagger(x) &= 0 \\ (\mathcal{L}_{xq} + \mu_n) \xi_n(x) &= 0, \end{aligned} \quad (15)$$

are second order homogeneous linear differential equations of the Sturm-Liouville form. It follows from the Sturm-Liouville form of Eqs. (15) that the left and right eigenvectors $\xi_n^\dagger(x)$ and $\xi_n(x)$ are orthonormal[25]

$$\int_{x_{\min}}^{x_{\max}} dx \xi_n^\dagger(x) \xi_m(x) = \langle \xi_n | \xi_m \rangle = \delta_{n,m},$$

and constitute a complete set so that $F(x) = \sum_{n=0}^{\infty} \langle \xi_n | F \rangle \xi_n(x)$ for an arbitrary function $F(x)$ defined on the interval $[x_{\min}, x_{\max}]$.

Returning to the computation of rate constants, we note that inserting complete sets of eigenvectors in the expression for the k_{ab} in Eq. (12) for $a \neq b$ gives

$$\begin{aligned} k_{ab} &= - \left\langle e^{\mathcal{L}_x^\dagger \mathcal{Q}_x^\dagger t} \mathcal{L}_x^\dagger H(x-x_c) | \rho H(x-x_c) \right\rangle \\ &= - \sum_n \langle H(x-x_c) | \mathcal{L}_x \xi_n \rangle \langle \xi_n | e^{\mathcal{L}_{xq} t} | \xi_n \rangle \langle \xi_n | H(x-x_c) \rho \rangle \\ &= - \sum_{n=0} a_n b_n e^{-\mu_n t}, \end{aligned}$$

where we have defined expansion coefficients $a_n = \langle H(x-x_c) | \mathcal{L}_x \xi_n \rangle$ and $b_n = \langle \xi_n | H(x-x_c) \rho \rangle$. Integrating by parts, the expansion coefficients a_n can be expressed as

$$\begin{aligned} a_n &= -D \int_{x_{\min}}^{x_{\max}} dx H'(x-x_c) (\xi_n'(x) + \beta \phi'(x) \xi_n(x)) \\ &= -D (\xi_n'(x_c) + \beta \phi'(x_c) \xi_n(x_c)), \end{aligned}$$

where the reflecting boundary conditions at x_{\min} and x_{\max} have been applied. As shown in Appendix B, the expansion coefficients a_n are well-defined in the presence of jump discontinuities due to the continuity of the probability current, as is evident from Eq. (37). Analyzing the spectrum of the projected operator \mathcal{L}_{xq} (see Appendix B), we find there are two eigenvectors ξ_0 and ξ_1 with zero eigenvalue. However since the equilibrium density is stationary, we find that $a_0 = 0$ so that only the second eigenvector ξ_1 contributes to the long

time limit of the rate constant, which approaches the constant value

$$k_{ab} = -a_0b_0 - a_1b_1 = -a_1b_1, \quad (16)$$

at long times.

In Appendix B an analytic expression for the long time limit of k_{ab} is obtained that allows the inverse rate coefficients to be computed from integrals of the densities $\rho_a(x)$ and $\rho_b(x)$ and cumulative distributions $C_a(x)$ and $C_b(x)$ using the relation

$$\begin{aligned} D k_f^{-1} &= \int_{x_{\min}}^{x_c} dx \frac{C_a(x)^2}{\rho_a(x)} \\ &\quad + e^{\beta\varepsilon} e^{\Delta S/k_B} \int_{x_c}^{x_{\max}} dx \frac{(1 - C_b(x))^2}{\rho_b(x)} \\ D k_r^{-1} &= e^{-\beta\varepsilon} e^{-\Delta S/k_B} \int_{x_{\min}}^{x_c} dx \frac{C_a(x)^2}{\rho_a(x)} \\ &\quad + \int_{x_c}^{x_{\max}} dx \frac{(1 - C_b(x))^2}{\rho_b(x)}. \end{aligned} \quad (17)$$

Remarkably, these rate expressions can be expressed in terms of the average first passage time between the states since the average first passage time out of state A into state B is given by [30, 31]

$$\langle \tau(a) \rangle = D^{-1} \int_{x_{\min}}^{x_c} dy \frac{C_a(y)^2}{\rho_a(y)}, \quad (18)$$

whereas the average first passage time out of state B , is

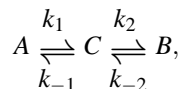
$$\langle \tau(b) \rangle = D^{-1} \int_{x_c}^{x_{\max}} dy \frac{(1 - C_b(y))^2}{\rho_b(y)}. \quad (19)$$

These results lead to simple forms for the inverse rate constants

$$\begin{aligned} k_f^{-1} &= \langle \tau(a) \rangle + e^{\beta\varepsilon} e^{\Delta S/k_B} \langle \tau(b) \rangle \\ k_r^{-1} &= e^{-\beta\varepsilon} e^{-\Delta S/k_B} \langle \tau(a) \rangle + \langle \tau(b) \rangle. \end{aligned}$$

In Eq. (17), we note that the ratio of the population of state A to the population of state B is $Z_A/Z_B = e^{\beta\varepsilon} e^{\Delta S/k_B}$, where the bond depth $\varepsilon > 0$ and the entropic difference $\Delta S < 0$. For low temperatures where β is large, note that k_r^{-1} is dominated by the second term and becomes independent of temperature. The forward rate constant, k_f , becomes increasingly smaller at low temperatures since the free energy barrier to escape out of the bonding well increases with temperature. Due to the simplicity of the model, the cumulative distribution functions $C(x)$ and densities $\rho(x)$ are independent of temperature for states A and B , and hence the temperature dependence of the forward and reverse rate constants is determined by the ratio of the relative equilibrium populations of the two states.

The expressions for the forward and reverse rate constants obtained through the spectral decomposition of the projected Smoluchowski operator are equivalent to those obtained from a two-step reaction in a simple 3-state model



where state C is defined to be the region near the dividing surface $x = x_c$. Writing first-order mass action kinetic equations for the time evolution of the populations $N_A(t)$, $N_B(t)$ and $N_C(t)$ for the two step reaction and assuming the steady state approximation $dN_C/dt = 0$ to eliminate two of the rate constants, we find the effective rate equations

$$\begin{aligned} \frac{dN_A}{dt} &= -k_f N_A + k_r N_B \\ \frac{dN_B}{dt} &= -k_r N_B + k_f N_A, \end{aligned}$$

where

$$\begin{aligned} k_f^{-1} &= k_1^{-1} + k_{-2}^{-1} \frac{Z_A}{Z_B} \\ k_r^{-1} &= k_{-2}^{-1} + k_1^{-1} \frac{Z_B}{Z_A}. \end{aligned} \quad (20)$$

To obtain Eq. (20), we have used the detailed balance condition, $k_f/k_r = Z_B/Z_A = (k_1 k_2)/(k_{-1} k_{-2})$. In equilibrium, the relative populations of A and B are $Z_A/(Z_A + Z_B)$ and $Z_B/(Z_A + Z_B)$, respectively, and the relaxation for a system initially in state B obeys

$$N_B(t) = \frac{Z_B}{Z_A + Z_B} + \left(1 - \frac{Z_B}{Z_A + Z_B}\right) e^{-(k_f + k_r)t}, \quad (21)$$

with characteristic relaxation time $(k_f + k_r)^{-1}$. If the rate constants k_1 and k_{-2} are approximated by the inverse first passage time out of the stable wells to an absorbing state at $x = x_c$, namely we set $k_1 = 1/\langle \tau(a) \rangle$ and $k_{-2} = 1/\langle \tau(b) \rangle$, Eqs. (20) and (17) coincide.

The forward and reverse rate constants can be computed without much difficulty from the analytic fits to the cumulative distribution functions $C(x)$ and reduced densities $\rho(x)$ for states A and B . In addition to obtaining expressions for the rate constants, the spectrum of the projected evolution operator can be computed by expanding the densities, cumulative distributions, and potentials of mean force in a basis set. It is then possible to evaluate the contribution of eigenvectors with non-zero eigenvalues to the time dependent correlation functions $K(t)$ to estimate the transient time scale τ_m .

D. Numerical test of microscopic rate expressions

In principle the quality of the description outlined in the previous section can be examined by computing the spectrum of the projected evolution operator and evaluation of the transient time τ_m . If there is an insufficient separation of time scale so that τ_m is similar in magnitude to the typical time τ_c required to cross barriers, then the population dynamics obtained in Eq. (7) is inherently non-Markovian. One expects that the separation of time scale is sensitive to the barrier height between states and possibly the shape of the potential of mean force as well. The calculation of τ_m is a relatively heavy task, involving the evaluation of matrix elements $\langle l | \mathcal{L}^\dagger Q | m \rangle$ in some complete set of basis functions $|l\rangle$.

A much more direct and simple way to verify that an adequate separation of time scale holds is to simulate the Smoluchowski dynamics of the populations under the appropriate potential of mean force and verify that the population dynamics show exponential decay with decay time $(k_f + k_r)^{-1}$ predicted by Eq. (17), as suggested in Eq. (21).

To this end, an initial non-equilibrium system in which all members of an ensemble evolve from an initial state of conditional equilibrium in state B according to the effective potential in Fig. (4) was simulated. The simulation was done using a Monte Carlo procedure in which steps of magnitude $\pm\Delta x$ were attempted with equal probability and accepted with probability $\min(1, \rho(x_t)/\rho(x))$, where x is the current state of the system, $x_t = x \pm \Delta x$ is the trial configuration, and $\rho(x)$ is the probability density in Eq. (3). The simulation was done under conditions with diffusion coefficient $D = (\Delta x)^2/\Delta t = 1$, so that the discrete system time evolved with $\Delta t = 1/\Delta x^2$. For the simulation results shown in Fig. (5), $\Delta x = 0.01$. As is clear from the results shown in Fig. (5), the decay of the population of the unbound state is roughly single-exponential and well described by the theoretically predicted rate for the range of temperatures examined. Small deviations from single exponential decay are evident in the equilibration dynamics at short times, particularly when β^* is small. Deviations from single-exponential relaxation indicate the influence of other non-dominant eigenmodes to the relaxation profile. The integrals in Eqs. (18) and (19) for the intermediate rate constants k_1 and k_{-2} were carried out numerically using analytical fits to the cumulative distributions and densities, and it was found that $k_1^{-1} = 0.0287$, and $k_{-2}^{-1} = 1.532$.

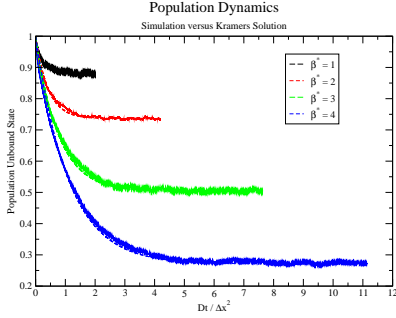


FIG. 5: The equilibration dynamics of the population of the unbound state based on an ensemble size of 10^4 random walkers. The solid lines correspond to simulation results, and the dashed lines are analytical fits based on the Kramer's first-passage time solution for the potential of mean force in Fig. 4. The different curves correspond to different effective temperatures $\beta^* = \beta\epsilon$. Note that at the lowest effective temperature $\beta^* = 4$, the equilibrium bound population is significantly larger than the unbound population.

E. Smoluchowski dynamics of a simple model

The rate expressions can be validated for a simple model system consisting of two bound particles interacting via step potentials immersed in an implicit solvent. In the model the

interaction between the particles in the binary system depends only on the distance r between particles and is given by

$$U(r) = \begin{cases} -\epsilon & r < r_c \\ 0 & r_c \leq r < R \\ \infty & r \geq R \end{cases}.$$

In the model system, the dynamics of the system consists of evolution of the bound particles under the interaction potential for a fixed period of time τ_{rot} followed by a collision step[32, 33] in which the effect of solvent particle collisions with the particles in the system is introduced through a collision operator that modifies the particle velocities \mathbf{v}_i according to a collision rule[34–37]

$$\mathbf{v}'_i = \mathbf{v}_c + \boldsymbol{\omega}_k \cdot (\mathbf{v}_i - \mathbf{v}_c), \quad (22)$$

where \mathbf{v}'_i is the post-collision velocity of particle i and $\boldsymbol{\omega}_k$ is a randomly chosen rotation matrix. In Eq. (22), \mathbf{v}_c is a local velocity defined by

$$\mathbf{v}_c = \frac{m}{m_T} \mathbf{v}_i + \frac{n_s m_s}{m_T} \mathbf{v}_s,$$

where m_s is the mass of a solvent particle and n_s is drawn from a Poisson distribution with mean value ρ , where ρ is the number density of solvent in the system, here taken to be 10 in simulation units. Here the total mass is $m_T = m + n_s m_s$, and \mathbf{v}_s is an effective solvent velocity drawn from a Maxwell-Boltzmann distribution with mass $n_s m$. Since this velocity is drawn at each collision step, the velocity of the solvent is uncorrelated from one collision step to another. Since each particle behaves as a point particle, the only contribution to the self-diffusion coefficient comes from the rotation collision step. Hence for this model, the decay of the velocity autocorrelation function for an isolated bead is single exponential and the self-diffusion coefficient for each particle is given by[34]

$$D = \frac{\tau_{\text{rot}}}{\beta^* \xi} \left(\frac{\epsilon}{m \sigma^2} \right)^{1/2} = \left(\frac{\tau_{\text{rot}}}{\tau_s} \right) \frac{1}{\beta^* \xi}$$

where τ_s is the time unit of the system, and $\xi = 2\gamma_s/(2 - \gamma_s)$ is the effective solvent friction and

$$\gamma_s = (1 - c_\gamma) e^{-\rho} \sum_{n=1}^{\infty} \frac{\rho^n}{n!} \frac{n}{\mu + n},$$

where c_γ is the average diagonal element of the randomly chosen rotation matrices, $c_\gamma = \sum_k \text{Tr} \boldsymbol{\omega}_k / 3$, and $\mu = m/m_s$ is the mass ratio of the system and solvent particles, here taken to be 20. For the simple model, the average collision frequency in inverse time units is computed to be

$$\nu = \left(\frac{9}{\pi \beta^*} \right)^{1/2} \left(\frac{\sigma}{r_c} \right) \frac{e^{\beta^*} + a^2 + 1}{e^{\beta^*} + a^3 - 1},$$

where $a = R/r_c$. At low temperatures where β^* is large, the typical time scale of interaction τ_i is approximately $\sqrt{\pi r_c^2 \beta^*} / 3$.

For $\tau_i \gg \tau_{\text{rot}}$, the dynamics is diffusive and dynamical variables evolve according to the Smoluchowski operator. From Eqs. (18) and (19), we find that

$$\begin{aligned}\langle \tau(a) \rangle &= \frac{r_c^2}{30D} \\ \langle \tau(b) \rangle &= \frac{r_c^2}{30D} \frac{5a^6 - 9a^5 + 5a^3 - 1}{a^3 - 1},\end{aligned}$$

and hence

$$Dk_f^{-1} = \frac{r_c^2}{30} \left(1 + \frac{e^{\beta^*}}{(a^3 - 1)^2} (5a^6 - 9a^5 + 5a^3 - 1) \right),$$

while $k_r^{-1} = (a^3 - 1)e^{-\beta^*}k_f^{-1}$. As in the previous example, the evolution of the population of an initial ensemble of unbound states with $r > r_c$ was computed numerically for a choice of $r_c = \sigma$ and $a = 2$ at different dimensionless inverse temperatures β^* . As is evident in Fig. (6), the decay of the unbound population to its equilibrium value is well approximated by the exponential decay at different values of β^* . At $\beta^* = 4$, the rate of decay $k_f + k_r = 0.02507$ predicted by the analytic solution when $\tau_{\text{rot}}/\tau_s = 0.002$ clearly underestimates the decay rate at short times and overestimates the decay at intermediate times. Deviations at short times from the single exponential decay are even more evident at low temperatures, as is clear from the bottom panel of Fig. (6). For these parameters, the average frequency of collisions is roughly 0.8 in dimensionless units, while the bare self-diffusion coefficient at $\beta^* = 4$ and $\tau_{\text{rot}} = 0.001$ is $D = 0.0038$, more than two orders of magnitude smaller. These deviations from simple exponential behavior can be understood by considering the behavior of the model at low temperatures (large β^*) where the stability of the bound state and large barrier to unbind simplify the dynamics. In the low temperature regime, the decay of the ensemble of unbound states is equivalent to the decay of the survival probability of a particle diffusing between two concentric spheres of radii r_c and R where the boundary conditions for the diffusing equation are reflecting at R and absorbing at r_c . The survival probability $P_s(t)$ is computed to be the inverse Laplace transform of the function $\tilde{P}_s(z)$, where

$$\tilde{P}_s(z) = \frac{1}{z} \left(1 + \frac{3x_c^2}{x_R^3 - x_c^3} \frac{i_1(x_c)k_1(x_R) - k_1(x_c)i_1(x_R)}{i_0(x_c)k_1(x_R) + k_0(x_c)i_1(x_R)} \right)$$

where $x_c = r_c\sqrt{z/D}$, $x_R = R\sqrt{z/D}$, and i_α and k_α are modified spherical Bessel functions of the first and second kind of order α . The survival probability has the property that $\tilde{P}_s(0) = \langle \tau(b) \rangle$, which approaches $k^{-1} \approx k_r^{-1}$ as β^* increases. This result implies that even though the profile of the decay of the survival probability is non-exponential, the areas under the curves of the survival probability $P_s(t)$ and the predicted exponential decay are equal. Hence the faster initial decay of the survival probability is canceled by the slower decay at later times. In the bottom panel of Fig. (6), the survival probability obtained by numerically inverting the Laplace transform of $\tilde{P}_s(z)$ using the Stehfest algorithm[38] is plotted versus the scaled time. It is evident from the plot that the relaxation profile of the simulated system is essentially exact for $\beta^* = 8$.

Furthermore, for $kt \gg 1$, the differences between the survival probability and the exponential decay are small. In this sense, the theoretical prediction represents the best single exponential fit to the actual decay observed in the system.

The agreement between the theoretically predicted and numerically computed populations is less impressive at larger values of τ_{rot} . These results suggest that rapid collisions of the particles with the solvent are necessary to guarantee the conditions of diffusive reaction dynamics, probably due to the relatively small entropic barrier between the bound and unbound

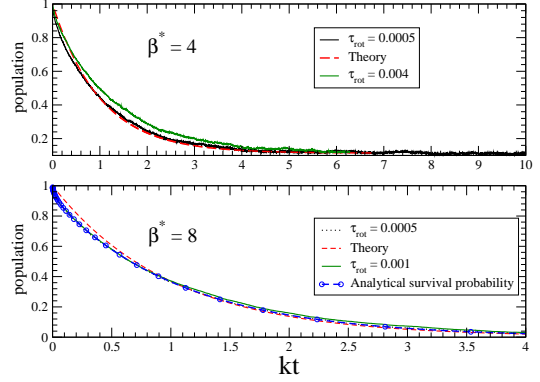


FIG. 6: The equilibration dynamics of the population of the unbound state as a function of scaled time kt , where $k = k_r + k_f$. The top panel shows the relaxation profile at $\beta^* = 4$, and the bottom panel shows detail of the profile at $\beta^* = 8$. The solid lines correspond to simulation results for different values of the parameter τ_{rot} , and the dashed line is the prediction for the time dependence of the unbound population based on Eq. (17). In the bottom panel, the dotted line with circles is the analytical solution of the survival probability for a particle diffusing between a reflecting sphere at R and an absorbing sphere at $r_c < R$ where $R/r_c = 2$.

IV. MARKOV MODEL OF THE CONFIGURATIONAL DYNAMICS OF THE HELIX-FORMING CHAIN

We now consider the evolution of an initial non-equilibrium ensemble of configurations of the protein-like chain introduced in Sec. II. Based on the analysis of the test cases in the previous section, it is clear that under conditions of large friction and reasonably low temperature $\beta^* \geq 1$, the dynamics of the fractional populations $\mathbf{c}(t) = \{c_1(t), \dots, c_n(t)\}$ of the states is well-represented by a simple Markov model:

$$\dot{\mathbf{c}}(t) = \mathbf{K} \cdot \mathbf{c}(t), \quad (23)$$

with formal solution $\mathbf{c}(t) = e^{\mathbf{K}t} \mathbf{c}(0)$, where \mathbf{K} is an $n_s \times n_s$ matrix of transition rates connecting the n_s states of the helix-forming system. We recall that since the sum of the fractional populations is one, $\sum_\alpha c_\alpha(t) = 1$, the diagonal elements of \mathbf{K} are given by

$$K_{\alpha\alpha} = - \sum_{\beta \neq \alpha} K_{\beta\alpha},$$

whereas the off-diagonal rates are

$$K_{\alpha\beta} = \begin{cases} k_{\alpha\beta}^r & \alpha > \beta \\ k_{\alpha\beta}^f & \beta > \alpha, \end{cases}$$

where the forward and backward rates between states α and β are given by Eq. (17).

Since it is assumed that there is a clear separation of time scale between reactive events and the transient time scale of the evolution within a given configuration, the matrix element $K_{\alpha\beta} = 0$ for any two states α and β which differ by more than a single bond. This property means the $n_s \times n_s$ matrix is sparse, particularly for systems with a large number of possible bonds. For larger systems, the equilibrium population of certain states with small entropies compared to other configurations with the same number of bonds is effectively zero over the entire temperature range, and such states need not be considered. From the form of the rate constants, it is expected that the rate of transitions from other states to these rare states is relatively small and justifies their neglect.

A dynamical picture of the equilibration of an initial non-equilibrium ensemble of states can be obtained by diagonalization of the matrix \mathbf{K} to write

$$c_\alpha(t) = \mathbf{Q}_{\alpha\beta} e^{-\lambda_\beta t} \mathbf{Q}_{\beta\gamma}^{-1} c_\gamma(0), \quad (24)$$

where summation over repeated Greek indices is implied. In Eq. (24), the columns of the transformation matrix \mathbf{Q} contain the n_s eigenvectors, which have eigenvalues $\{\lambda\}$. Conservation of overall population guarantees that one of the eigenvalues λ_1 is zero, with its corresponding eigenvector c_{eq} being the equilibrium populations. All other eigenvalues are non-zero and negative (i.e. $\lambda_n > 0$ for $n > 1$). Thus we can write

$$c_\alpha(t) - c_{eq} = \sum_{n=2}^{n_s} \mathbf{Q}_{\alpha n} e^{-\lambda_n t} \mathbf{Q}_{n\gamma}^{-1} c_\gamma(0). \quad (25)$$

When the states are ordered so that $\alpha = 1$ corresponds to the state with no bonds and $\alpha = 2^{n_b} = n_s$ corresponds to the state with the maximum number of bonds (hereafter referred to as the ‘‘folded state’’), the equilibration of the folded state $c_f(t) = c_{n_s}(t)$ starting from an initial ensemble of non-bonded states $c = (1, 0, \dots, 0)$ can be monitored by tracking

$$\begin{aligned} \hat{c}_f(t) &= c_f(t) - c_{f,eq} = \sum_{n=2}^{n_s} \mathbf{Q}_{n_s, n} e^{-\lambda_n t} \mathbf{Q}_{n1}^{-1} \\ &= \sum_{n=2}^{n_s} f_n e^{-\lambda_n t}, \end{aligned}$$

where $f_n = \mathbf{Q}_{n_s, n} \mathbf{Q}_{n1}^{-1}$. Note that $\hat{c}_f(0) = -c_{f,eq}$.

The computation of all the inverse rates $k_1^{-1} = \langle \tau(a) \rangle$ and $k_{-2}^{-1} = \langle \tau(b) \rangle$ necessary to compute the matrix of transition rates \mathbf{K} becomes tedious for model systems with many bonds as the number of matrix elements roughly scales as the square of the number of states n_s , which, in turn, scales exponentially with the number of bonds. Fortunately, it is not difficult to automate a procedure to analyze the data output

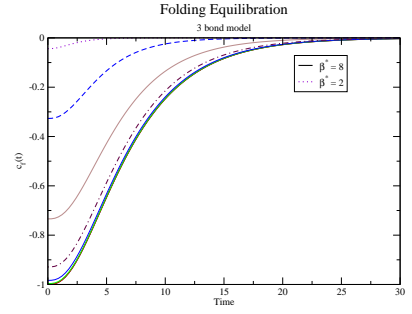


FIG. 7: The equilibration dynamics of the folding state population $\hat{c}_f(t)$ versus time for a chain of 15 monomers for values of inverse effective temperature β^* ranging from $\beta^* = 2$ (top curve, dotted lines) to $\beta^* = 8$ (solid black line, bottom curve).

from a series of Monte Carlo simulations. For the results presented below, a parallel tempering Monte Carlo (MC) sampling method coupling MC chains at different inverse temperature was utilized to find the relative entropies of relevant configurations[20]. In addition, the distances of all bonding and repulsive interactions were recorded for all configurations in the MC chain of states. Relevant states can be identified by using a bitmap representation of configurations that translates each configuration into a unique number based on setting bits if a bond exists in an ordered list of bonds. Dynamically connected states then correspond to bitmaps that differ by only a single bit. The cumulative distribution functions were then constructed for all dynamically connected states using a fitting procedure[23] from the data by accumulating distances for all bonds in a configuration as well as the distances of new bonds that can be formed that lead to a connected state. The inverse rates for bond formation and loss were then computed by numerical integration of Eqs. (18) and (19) with a convergence factor of $\epsilon = 1 \times 10^{-6}$. The rate constants and rate matrix can then be computed at any temperature.

The relaxation profile $\hat{c}_f(t)$ of a 15-monomer chain with a maximum of $n_b = 3$ attractive bonds is shown in Fig. (7). For this system, there are only $n_s = 8$ possible states, and hence $\hat{c}_f(t)$ may be written as a superposition of 7 exponentials. At low temperatures (large β^*), the dynamics becomes essentially independent of temperature as the forward rate constants k_f become small and $k_r \approx k_{-2}$ and hence independent of temperature (assuming a constant diffusion coefficient D). At low temperatures, the first non-zero eigenvalues are nearly triply degenerate with a value of $\lambda_{2,3,4} \approx 0.2$, while the next set of three eigenvalues are roughly twice as large. Thus the dynamics is effectively single exponential, reflecting the equivalence of three relaxation channels in which the fully folded state BF FJ JN can be reached from any of the three precursor states with two bonds. At low temperatures, the dynamics essentially consists of the system falling down a series of steps from the fully unbonded state to the fully folded (bonded) state with little back-reaction (i.e. climbing back up the steps), and there are multiple stairways leading to the folded state.

The dynamics of longer chains is much more interesting due to the possibility of forming bonds between distant residues that mimics the folding of secondary structural ele-

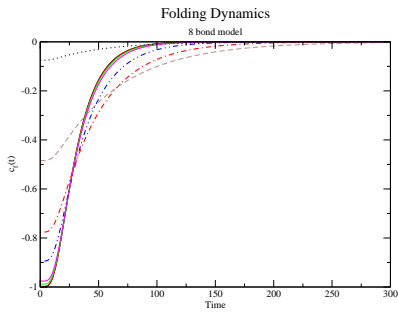


FIG. 8: The equilibration dynamics of the folding state population $\hat{c}_f(t)$ versus time for a chain of 25 monomers for values of inverse effective temperature β^* ranging from $\beta^* = 2$ (top curve, dotted lines) to $\beta^* = 8$ (solid black line, bottom curve).

ments into tertiary structures. In Fig. (8), the relaxation profile of a 25-monomer chain is plotted versus time for a range of inverse temperatures. The dynamics of the larger system, with 25 monomers, $n_b = 8$ attractive bonds and $n_s = 256$ states, is much more complex than the smaller system since $\hat{c}_f(t)$ is now a combination of 255 exponentials and can acquire characteristics of a stretched exponential frequently observed in systems with frustration. Note that the folding time of the 25 monomer system is typically longer than that observed in the shorter chain, even at high temperatures. Although there are 256 possible states, the nature of the interactions either geometrically prohibits many states or makes them so improbable that they are never populated. For the 25 monomer system, only 52 states are populated and even fewer are connected through transitions, since only transitions between states that differ by one bond are dynamically coupled in the model.

The 51 non-zero eigenvalues of the transition matrix for the 25 monomer chain are shown in Fig. 9 as a function of inverse temperature. At high temperatures, the smallest nonzero eigenvalue is doubly degenerate, with $\lambda_{2,3}^{(25)} \approx 0.01$, two orders of magnitude smaller than the value of roughly 2.0 observed in the 15-monomer chain. Note that the eigenvalues are grouped into several bands of modes due to the similarity of transitions between states with a similar number of bonds. The contribution of each of the eigenmodes to the overall relaxation profile is difficult to ascertain by inspection because the expansion coefficients f_n that determine the contribution of individual modes to the relaxation profile can be either positive or negative and tend to cancel one another within bands. Nonetheless, it is evident in Fig. 8 that as the temperature decreases, the relaxation profile becomes more complex as more eigenmodes contribute to the relaxation at longer time scales, leading to a stretched-exponential appearance. The folding time clearly increases as the temperature is lowered at intermediate values of the temperature $1 \leq \beta^* \leq 4$. However below this temperature regime the equilibration profile simplifies to a characteristic single exponential form with a shorter overall folding time. Once again, at low effective temperatures $\beta^* \geq 6$, the relaxation profile becomes independent of temperature and roughly single exponential.

The behavior of the profile $\hat{c}_f(t)$ as the temperature is low-

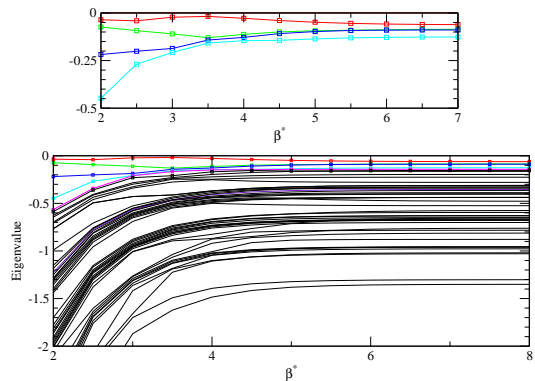


FIG. 9: Eigenvalues of the transition matrix of the 25 monomer system as a function of inverse temperature. In the top graph, the lowest 10 eigenvalues are shown for clarity.

ered can be understood in terms of the number of relaxation modes or “folding pathways” that contribute to the evolution of the state populations. At intermediate temperatures, many modes are connected to one another since the forward rate constants k_f describing the rate of escape from a bonding well are large enough to allow rapid formation and loss of bonds as the system equilibrates. However as the temperature is lowered, the forward rate constants become small and the relaxation proceeds as a sequence of steps of “falling” down the steps in the free energy landscape. Once again, at low temperatures we find that $k_f \approx 0$ and $k_r \approx k_{-2}$, leading to temperature independent dynamics.

V. SUMMARY AND CONCLUSIONS

In this article the dynamics of a Markov state model derived from a protein-like chain system in which the monomers interact through discontinuous potentials was examined. Monte Carlo methods were utilized to compute the free energy landscape of the discontinuous potential model as well as the potential of mean force for the interconversion of connected configurations. Microscopic expressions for transitions between configurations were obtained for a chain immersed in an inert effective bath by analyzing the microscopic expressions for transition rates in terms of the spectral decomposition of the projected Smoluchowski evolution operator. This approach can be interpreted in terms of the first-passage time solution of the system in a two-step reaction model. The validity of the solution was demonstrated by direct simulation of a one-dimensional system.

Using this apparatus, a first-order kinetic description of the relaxation of non-equilibrium populations was obtained in terms of a matrix of rate constants. The linear system was solved to characterize the relaxation profile of an ensemble of unfolded configurations to the folded state as a function of temperature. For short chains, the relaxation is primarily single-exponential and becomes independent of temperature in the low-temperature regime. The profile is more complicated for longer chains, where long-lived, complicated relax-

ation behavior is seen at intermediate temperatures followed by a low temperature regime in which the folding becomes rapid and single exponential. The temperature dependence of the relaxation profile was interpreted in terms of the relative contribution of low-frequency modes that determine the evolution of populations.

At intermediate temperatures, many modes of similar frequency have appreciable amplitude and thereby contribute to the relaxation. This regime is characterized by large forward rate constants, describing the rate of process of escape from a bonding well. However as the temperature is lowered, the forward rate constants become small and the relaxation proceeds as a sequence of steps of falling down the steps in the free energy landscape. As a result, temperature independent dynamics are observed at low temperatures.

The approach presented here is ideally suited for small model systems with relatively few connected states. Since the number of states n_s increases exponentially with the number n_b of attractive interactions that form bonds, the approach becomes cumbersome for large systems. This unfavorable scaling with n_b is mitigated somewhat since many states have large relative free energies and are unpopulated at most temperatures. Such states become kinetically isolated since transitions to such states are extremely slow. These isolated states do not contribute meaningfully to relaxation pathways. Furthermore, the matrix of rate constants is relatively sparse since only states that differ by one bond are connected to one another.

The overall shape of the free energy surface for the models considered here is relatively simple since intermediate unfolded states are smoothly connected to folded states along direct pathways. This topology is effectively maintained over the whole temperature range, leading to dynamics that is free of long-lived meta-stable configurations and frustration effects. Nonetheless, the procedure presented here can be applied to other model systems with more complicated interactions that lead to “mis-folded” states provided the relative entropy and cumulative densities of dynamically connected states can be estimated with adequate accuracy. The model and methods allow the connections between structural motifs, the topology of the free energy surface and the temperature dependence of the dynamical profile of the folding process to be examined.

Acknowledgments

Computations were performed on the GPC supercomputer at the SciNet HPC Consortium, which is funded by the Canada Foundation for Innovation under the auspices of Compute Canada, the Government of Ontario, the Ontario Research Fund Research Excellence and the University of Toronto.

This work was supported by a grant from the Natural Sciences and Engineering Research Council of Canada.

Appendix A: Reduction of the transition matrix

In this appendix the microscopic expression for the transition rate matrix $k_{ab}(t)$ in Eq. (9) is simplified to a low-dimensional form that is amenable to spectral analysis. In Eq. (9) for the transition rate matrix element $k_{ab}(t)$,

$$k_{ab}(t) = \left\langle \left(e^{\Omega^\dagger \Omega^\dagger t} \Omega^\dagger \chi_a \right) \chi_b \right\rangle. \quad (26)$$

We assume that the states A and B differ by only a single bond dependent on distance x_k , which implies that the indicator functions χ_a and χ_b for states A and B obey

$$\begin{aligned} \chi_a &= H_a(x_k - x_c) \chi_b^k(\mathbf{r}) \\ \chi_b &= H_b(x_k - x_c) \chi_b^k(\mathbf{r}), \end{aligned}$$

where $\chi_b^k(\mathbf{r})$ is the indicator function for configuration B without the factor of $H(x_k - x_c)$ or $H^b(x_k - x_c)$ indicating whether or not $x_k \geq x_c$. In Eq. (27), H_α is either H^b or H depending on whether state α has a k bond or not.

When the trajectories only cross a single dividing surface where $x_k = x_c$, it follows that $e^{\Omega_2 t} (\chi_b \rho_e) = \chi_b^k e^{\Omega_2 t} (H_b \rho_e)$. The projection operator \mathcal{Q}_2 is $\mathcal{Q}_2 = 1 - \mathcal{P}_2$, where \mathcal{P}_2 projects only onto the indicator function for the two configurations, A and B ,

$$\begin{aligned} \mathcal{P}_2 f &= \chi_b^k \rho_e \left[\frac{H}{\langle H \rangle_k} \int_k d\mathbf{r} d\mathbf{p} H f + \frac{H^b}{\langle H^b \rangle_k} \int_k d\mathbf{r} d\mathbf{p} H^b f \right] \\ &= \chi_b^k \rho_e \mathcal{P}_2^\dagger f, \end{aligned}$$

where $\langle g \rangle_k = \int d\mathbf{r} d\mathbf{p} \chi_b^k \rho_e g = \int_k d\mathbf{r} d\mathbf{p} \rho_e g$ denotes the conditional ensemble average of g over the phase space for configurations which satisfy the bonding state condition $\chi_b^k = 1$.

Under these circumstances and noting that $\Omega H^b = -\Omega H$, Eq. (26) can be written as

$$\begin{aligned} k_{ab}(t) &= (2\delta_{a,b} - 1) \int d\mathbf{r} d\mathbf{p} H \chi_b^k \Omega e^{\Omega_2 \Omega t} \left(\chi_b^k H \rho_e \right) \\ &= (2\delta_{a,b} - 1) \int_k d\mathbf{r} d\mathbf{p} H \Omega \rho_b^+(\mathbf{r}, \mathbf{p}, t), \end{aligned} \quad (27)$$

where $\rho_b^+(\mathbf{r}, \mathbf{p}, t) = e^{\Omega_2 \Omega t} \left(\chi_b^k H \rho_e \right) = e^{\Omega_2 \Omega t} \rho_b(\mathbf{r}, \mathbf{p}, 0)$ evolves under the projected dynamics. We now reduce the dimensionality of the operator Ω by focusing on the reduced probability density $W_b^+(\mathbf{R}, \mathbf{P}, t)$ for the pair of phase space coordinates $\mathbf{R} = \{\mathbf{r}_m, \mathbf{r}_n\}$ and $\mathbf{P} = \{\mathbf{p}_m, \mathbf{p}_n\}$ defined by integrating the other internal “bath” degrees of freedom $\mathbf{x}_i = \{\mathbf{q}, \mathbf{p}_q\} = \{\mathbf{r}_k, \mathbf{p}_k : k \neq m, n\}$ over the restricted configurational phase space of the polymer

$$W_b^+(\mathbf{R}, \mathbf{P}, t) = \int_k d\mathbf{x}_i \rho_b^+(\mathbf{r}, \mathbf{p}, t). \quad (28)$$

From Eq. (27), we see that

$$k_{ab}(t) = (2\delta_{a,b} - 1) \int d\mathbf{R} d\mathbf{P} H(\mathbf{R}) \int_k d\mathbf{x}_i \Omega \rho_b^+(t).$$

To obtain an equation of motion for the reduced density W_b^+ , we define new projection operators $\overline{\mathcal{P}}$ and $\overline{\mathcal{Q}} = 1 - \overline{\mathcal{P}}$, where $\overline{\mathcal{P}}$ operates on an arbitrary density $g(\mathbf{r}, \mathbf{p})$ as

$$\overline{\mathcal{P}}g(\mathbf{r}, \mathbf{p}) = \tilde{\rho}_b \int_k d\mathbf{x}_i g(\mathbf{R}, \mathbf{P}, \mathbf{x}_i),$$

where

$$\tilde{\rho}_b = \frac{\chi_b^k \rho_e}{\int_k d\mathbf{x}_i \rho_e} = \frac{\chi_b^k \rho_e}{W_{e,b}}.$$

Using the decomposition of the pair potential in Eq. (5), we write the Hamiltonian as $\mathcal{H} = \mathcal{H}_0 + \phi(\mathbf{R}, \mathbf{q}) + \mathcal{H}_i$ and note that

$$\begin{aligned} \tilde{\rho}_b &= \chi_b^k \rho_i e^{-\beta(\phi - \omega)} \\ \rho_i &= \frac{e^{-\beta \mathcal{H}_i}}{\int_k d\mathbf{x}_i e^{-\beta \mathcal{H}_i}} \\ e^{-\beta \omega(\mathbf{R})} &= \int_k d\mathbf{x}_i \rho_i e^{-\beta \phi}, \end{aligned}$$

where ω is the potential of mean force for the restricted configuration defined by $\chi_b^k = 1$. The full density is then decomposed as $\rho_b^+(t) = (\overline{\mathcal{P}} + \overline{\mathcal{Q}})\rho_b^+(t) = \tilde{\rho}_b W_b^+(t) + z(t)$, and straightforward application of operator identities gives for $t \gg \tau_l$ [39, 40]

$$\begin{aligned} W_b^+(t) &= e^{\Omega_2 \Omega_2 t} W_b^+(0) \\ z(t) &= \int_0^t d\tau e^{\overline{\mathcal{Q}} \Omega_2 \Omega_2 \tau} \Omega_2 \tilde{\rho}_b \nabla_{\mathbf{R}}(\phi - \omega) \cdot \\ &\quad \left(\nabla_{\mathbf{P}} + \beta \frac{\mathbf{P}}{m} \right) W_b^+(t - \tau), \end{aligned} \quad (29)$$

where the two-particle Fokker-Planck operator Ω_2 is given by

$$\begin{aligned} \Omega_2 &= -\frac{\mathbf{P}}{m} \cdot \nabla_{\mathbf{R}} + \nabla_{\mathbf{R}}(U_0 + \omega) \cdot \nabla_{\mathbf{P}} \\ &\quad + \nabla_{\mathbf{P}} \cdot \tilde{\gamma} \cdot \left(\nabla_{\mathbf{P}} + \beta \frac{\mathbf{P}}{m} \right). \end{aligned} \quad (30)$$

In Eq. (30), $\tilde{\gamma}$ is the renormalized friction matrix, which is given to leading order in τ_l/τ_c by

$$\tilde{\gamma} = \gamma \mathbf{I} + \int_0^\infty d\tau \left\langle \hat{\mathbf{F}} e^{\Omega_i^\dagger \tau} \hat{\mathbf{F}} \right\rangle_b, \quad (31)$$

where $\langle f \rangle_b = \int_k d\mathbf{x}_i f \tilde{\rho}_b$. In Eq. (31), $\mathbf{F} = -\nabla_{\mathbf{R}}\phi$ is the force on the bonding monomers arising from interactions with the rest of the chain, $\hat{\mathbf{F}} = \mathbf{F} - \langle \mathbf{F} \rangle_b$, and

$$\begin{aligned} \Omega_i^\dagger &= \frac{\mathbf{p}_q}{m} \cdot \nabla_{\mathbf{q}} - \nabla_{\mathbf{q}}(U_i + \phi) \cdot \nabla_{\mathbf{p}_q} \\ &\quad + \gamma \left(\nabla_{\mathbf{p}_q} - \beta \frac{\mathbf{p}_q}{m} \right) \cdot \nabla_{\mathbf{p}_q} \end{aligned}$$

corresponds to the evolution operator of the bath degrees of freedom in the presence of fixed bonding coordinates \mathbf{R} . Note that the conditional density $\tilde{\rho}_b$ is stationary under the Hermitian conjugate of the operator Ω_i^\dagger since $\Omega_i \tilde{\rho}_b = 0$. The second

term in Eq. (31) corresponds to an ‘‘internal’’ friction arising from the influence of all monomers on the bonding monomers. In principle, this correlation function must be computed using either numerical methods or kinetic theory. Although event-driven dynamical methods can be used to estimate the internal friction in a similar way to the evaluation of the friction in hard sphere fluids[41], the computation using kinetic theory of the renormalized friction for a system with discontinuous interactions is difficult since, unlike simple hard sphere interactions, the infinite confining square-well potentials can lead to rapid recollision events. In the simplest scenario, the motion of a confined adjacent pair of monomers can be likened to the Langevin dynamics of a particle moving inside a reflecting sphere in which repeated, rapid glancing collisions at the boundary of the sphere play an important role. The magnitude of the effective friction depends on the local interactions of the bonding monomers with their neighbors and therefore depends on the local connectivity of both monomers to each of the bond-forming monomers for conformations satisfying $\chi_b^k = 1$. One expects that bonding monomers centrally-located in the chain to experience a greater effective friction than bonding monomers located near the ends due to the greater number of local interactions through which a binding monomer drags its sterically-connected neighbors. In a similar context, the intra-chain diffusion coefficient plays an important role in diffusion-controlled intra-chain reactions such as loop closing or intra-chain catalytic processes in the Rouse, Rouse-Zimm, and other models of polymer dynamics[42–46].

Using the results in Eq. (29), we find that to leading order in τ_l/τ_c ,

$$\begin{aligned} \int_k d\mathbf{x}_i \Omega \rho_b^+(t) &= \int_k d\mathbf{x}_i \Omega [\tilde{\rho}_b W_b^+(t) + z(t)] \\ &= \Omega_2 W_b^+(t), \end{aligned}$$

and hence

$$k_{ab}(t) = (2\delta_{a,b} - 1) \int d\mathbf{R} H(\mathbf{R}) \int d\mathbf{P} \Omega_2 W_b^+(t).$$

In the high-friction limit a separation of time scale between the relaxation of momentum and spatial degrees of freedom is anticipated. In this ‘‘diffusive regime’’, the time dependence of the reduced coordinate space probability density $P_b^+(\mathbf{R}, t) = \int d\mathbf{P} W_b^+(\mathbf{R}, \mathbf{P}, t)$ is governed by the Smoluchowski equation[39, 40, 47]

$$\frac{\partial P_b^+(t)}{\partial t} = \bar{\mathcal{Q}} \mathcal{L} P^+(t) + O(\delta^3), \quad (32)$$

where

$$\begin{aligned} \mathcal{L} &= (k_B T)^2 \nabla_{\mathbf{R}} \cdot \tilde{\gamma}^{-1} \cdot (\nabla_{\mathbf{R}} + \beta \nabla_{\mathbf{R}}(U_0 + \omega)) \\ \bar{\mathcal{P}}f(\mathbf{R}) &= P_{e,b}(\mathbf{R}) \left(\frac{H}{\langle H \rangle} \int d\mathbf{R} H(\mathbf{R}) f(\mathbf{R}) \right. \\ &\quad \left. + \frac{H^b}{\langle H^b \rangle} \int d\mathbf{R} H^b(\mathbf{R}) f(\mathbf{R}) \right) \\ &= P_{e,b}(\mathbf{R}) \bar{\mathcal{P}}^\dagger f(\mathbf{R}) \\ \bar{\mathcal{Q}} &= 1 - \bar{\mathcal{P}}, \end{aligned}$$

with $P_{e,b}(\mathbf{R}) = \int d\mathbf{P} W_{e,b}(\mathbf{R}, \mathbf{P})$. In Eq. (32), the small parameter δ is associated with the smooth spatial derivatives of $P_b^+(\mathbf{R}, t)$. Once again projecting out the fast degrees of freedom yields

$$\int d\mathbf{P} \Omega_2 W_b^+(t) = \mathcal{L}P_b^+(t),$$

so that

$$k_{ab}(t) = (2\delta_{a,b} - 1) \int d\mathbf{R} H \mathcal{L}P_b^+(t),$$

where $P_b^+(t) = \exp\{\bar{\mathcal{Q}}\mathcal{L}t\} (HP_{e,b})$. Therefore in the diffusive regime, the elements of the rate matrix may be expressed as

$$K_{ab}(t) = \frac{2\delta_{a,b} - 1}{\langle \chi_b \rangle} \int d\mathbf{R} P_{e,b} \left(e^{\mathcal{L}^\dagger \bar{\mathcal{Q}}^\dagger t} \mathcal{L}^\dagger H \right) H.$$

In what follows, we will assume that the generalized friction matrix $\tilde{\gamma} = \tilde{\gamma}I$ is diagonal and independent of \mathbf{R} , so the Smoluchowski operator simplifies to

$$\mathcal{L} = \bar{D}\nabla_{\mathbf{R}} \cdot (\nabla_{\mathbf{R}} + \beta\nabla_{\mathbf{R}}(U_0 + \omega)),$$

where the effective diffusion constant is given by $\bar{D} = (k_B T)^2 / \tilde{\gamma}$. Subsequently, we will also neglect any differences arising in the diffusion coefficient that are due to the specific location of the bonding pair m and n in the chain since the effect of the location of the bonding pair within the chain on the diffusion coefficient is not known.

Since the projected dynamics is assumed to involve only one change of bond in the rate constants K_{ab} , the projected Smoluchowski operator $\mathcal{L}^\dagger \bar{\mathcal{Q}}$ may be further simplified when operating on a function $g(x)$ of the scalar distance $x = r_{mn}$ between a pair of monomers m and n by defining center of mass and relative coordinates so that

$$\begin{aligned} \mathcal{L}^\dagger \bar{\mathcal{Q}}^\dagger g(x) &= \mathcal{L}_x^\dagger \bar{\mathcal{Q}}_x^\dagger g(x) = \mathcal{L}_{xq}^\dagger g(x) \\ &= D \left(\frac{d^2}{dx^2} - \beta \phi'_{ab}(x) \frac{d}{dx} \right) \bar{\mathcal{Q}}_x^\dagger g(x), \end{aligned}$$

where the prime notation indicates the derivative, $D = 2\bar{D}$ and the potential of mean force $\phi_{ab}(x) = -k_B T \log \rho_{ab}(x)$, with $\rho_{ab}(x) = \langle \delta(x - r_{mn}) \chi_b^k(\mathbf{r}) \rangle = \int d\mathbf{R} \delta(x - r_{mn}) P_{e,b}(\mathbf{R})$. Finally, we have the useful result that for $a \neq b$,

$$k_{ab}(t) = \int_{x_{\min}}^{x_{\max}} dx \rho_{ab}(x) H(x - x_c) e^{\mathcal{L}_{xq}^\dagger t} \mathcal{L}_x^\dagger H(x - x_c),$$

which is Eq. (12) in the main text.

Appendix B: Eigenvalue analysis of rate constants

In this appendix we obtain explicit expressions for the forward and backward rate constants by identifying the eigenvector $\xi_1(x)$ with zero eigenvalue. We first discuss the effect of the discontinuities in the potential of mean force on the boundary conditions for the eigenvectors of the Smoluchowski equation and then evaluate the first eigenvectors.

Considering the effect of the discontinuities on the eigenvalue equations, recall that the potential of mean force and its derivative have a finite jump from $\phi(x_c^-)$ to $\phi(x_c^+)$ and $\phi'(x_c^-)$ to $\phi'(x_c^+)$, respectively. The singular behavior may be expressed as jump conditions at the singularities for the eigenvectors by noting that the Smoluchowski equation for the one-dimensional probability density $W(x, t)$ should have a continuous probability current $S(x, t)$ at all times t and points x [48]. The Smoluchowski equation for the one-dimensional system is given by

$$\frac{\partial W(x, t)}{\partial t} = \mathcal{L}_x W(x, t) = -\frac{\partial S(x, t)}{\partial x}, \quad (33)$$

where the unprojected Smoluchowski operator is

$$\mathcal{L}_x = D \frac{\partial}{\partial x} \left(\frac{\partial}{\partial x} + \beta \phi'(x) \right).$$

Since the probability current must be continuous at $x = x_c$, $S(x_c^+, t) = S(x_c^-, t)$, which implies

$$\begin{aligned} \beta \phi'(x_c^+) W(x_c^+, t) + \frac{\partial W}{\partial x} \Big|_{x=x_c^+} \\ = \beta \phi'(x_c^-) W(x_c^-, t) + \frac{\partial W}{\partial x} \Big|_{x=x_c^-} \end{aligned} \quad (34)$$

and

$$e^{\beta \phi(x_c^+)} W(x_c^+, t) = e^{\beta \phi(x_c^-)} W(x_c^-, t). \quad (35)$$

These conditions can be expressed as jump conditions for the eigenvectors $\xi_n(x)$ by expanding the probability density in terms of the complete set of eigenvectors of the unprojected operator \mathcal{L}_x ,

$$W(x, t) = \sum_{n=0}^{\infty} W_n q_n(x) e^{-\tilde{\lambda}_n t},$$

where $\mathcal{L}_x q_n(x) = -\tilde{\lambda}_n q_n(x)$. Noting that Eqs. (34) and (35) hold for arbitrary times, we obtain

$$\begin{aligned} e^{\beta \phi(x_c^+)} q_n(x_c^+) &= e^{\beta \phi(x_c^-)} q_n(x_c^-) \\ \beta \phi'(x_c^+) q_n(x_c^+) + q'_n(x_c^+) &= \beta \phi'(x_c^-) q_n(x_c^-) \\ &\quad + q'_n(x_c^-). \end{aligned} \quad (36)$$

Since we can write eigenvalues $\xi_n(x)$ of the projected evolution operator \mathcal{L}_{xq} as a position-independent linear combination of the eigenvectors $q_n(x)$,

$$\xi_n(x) = \sum_{m=0}^{\infty} \alpha_{mn} q_m(x),$$

where the coefficients α_{mn} are constant, Eqs. (36) and (37) hold identically for the $\xi_n(x)$ as well. A discussion of the relationships between the eigenvectors $q_n(x)$ and $\xi_n(x)$ can be found in Ref. [22].

To solve the eigenvalue equations in Eq. (15), we first note that since $\mathcal{L}_x \rho(x) = 0$, $\mathcal{Q}_x \mathcal{L}_x \rho(x) = 0$ and hence $\xi_0(x) = \rho(x)$,

$\mu_0 = 0$ and $\xi_0^\dagger(x) = 1$. For the unprojected dynamics, this is the only eigenvector with zero eigenvalue. However there is another eigenvector $\xi_1(x)$ of the operator $\mathcal{Q}_x \mathcal{L}_x$ with zero eigenvalue that arises due to the operator \mathcal{Q}_x .

The second eigenvector with zero eigenvalue of the operator $\mathcal{L}_x^\dagger \mathcal{Q}_x^\dagger$ is easy to obtain. Noting that $\mathcal{Q}_x^\dagger H(x - x_c) = \mathcal{Q}_x^\dagger H^b(x - x_c) = 0$, we can write $\mathcal{L}_x^\dagger \mathcal{Q}_x^\dagger \xi_1^\dagger(x) = 0$ with

$$\xi_1^\dagger(x) = \alpha_1 H(x - x_c) + \alpha_2 H^b(x - x_c).$$

From the orthogonality condition $\langle \xi_1 | \xi_0 \rangle = 0$, we find that

$$\xi_1^\dagger(x) = b_1 \left(\frac{H(x - x_c)}{\langle H(x - x_c) \rangle} - \frac{H^b(x - x_c)}{\langle H^b(x - x_c) \rangle} \right),$$

where $b_1 = \langle \xi_1 | H(x - x_c) \rho(x) \rangle$ is constant. Hence $\xi_1^\dagger(x)$ is an eigenvector of the \mathcal{L}_{xq}^\dagger operator with zero eigenvalue, $\mu_1^\dagger = 0$.

To find $\xi_1(x)$, we note that

$$\begin{aligned} \mathcal{Q}_x \mathcal{L} \xi_1(x) &= (1 - \mathcal{P}_x) \mathcal{L} \xi_1(x) = 0 \\ \mathcal{L} \xi_1(x) &= \mathcal{P}_x \mathcal{L} \xi_1(x), \end{aligned}$$

which requires that for $x \geq x_c$,

$$\begin{aligned} \mathcal{L} \xi_1(x) &= D \frac{d}{dx} \left(\frac{d}{dx} + \beta \phi_b'(x) \right) \xi_1(x) \\ &= a_1 H(x - x_c) \rho_a(x), \end{aligned} \quad (38)$$

and for $x < x_c$,

$$\begin{aligned} \mathcal{L} \xi_1(x) &= D \frac{d}{dx} \left(\frac{d}{dx} + \beta \phi_a'(x) \right) \xi_1(x) \\ &= -a_1 (1 - H(x - x_c)) \rho_a(x) \\ &= -a_1 H^b(x - x_c) \rho_a(x). \end{aligned} \quad (39)$$

Integrating Eq. (38) from x_c to y yields

$$\left(\frac{d}{dy} + \beta \phi_b'(y) \right) \xi_1(y) = -a_1 (1 - C_b(y)),$$

where $C_b(y)$ is the cumulative distribution function $C_b(y) = \int_{x_c}^y dx \rho_b(x)$. Noting that

$$\left(\frac{d}{dy} + \beta \phi_b' \right) \xi_1(y) = e^{-\beta \phi_b(y)} \frac{d}{dy} \left(e^{\beta \phi_b(y)} \xi_1(y) \right),$$

and integrating over y from x_c to x for $x > x_c$ gives,

$$\begin{aligned} \xi_1(x) &= C_1 e^{-\beta \phi_b(x)} \\ &\quad - e^{-\beta \phi_b(x)} \frac{a_1}{D} \int_{x_c}^x dy e^{\beta \phi_b(y)} (1 - C_b(y)), \end{aligned} \quad (40)$$

where $C_1 = \exp\{\beta \phi_b(x_c^+)\} \xi_1(x_c^+)$ is a constant. Similarly, using the same approach that led to Eq. (40), we find from Eq. (39) that for $x < x_c$,

$$\xi_1(x) = \tilde{C}_1 e^{-\beta \phi_b(x)} + \frac{a_1}{D} e^{-\beta \phi_b(x)} \int_x^{x_c} dy e^{\beta \phi_a(y)} C_a(y),$$

where $\tilde{C}_1 = \exp\{\beta \phi_b(x_c^-)\} \xi_1(x_c^-)$. The jump discontinuity condition in Eq. (36) implies

$$e^{\beta \phi_b(x_c^+)} \xi_1(x_c^+) = C_1 = e^{\beta \phi_a(x_c^-)} \xi_1(x_c^-) = \tilde{C}_1,$$

so we get

$$\begin{aligned} \xi_1(x) &= C_1 \left(H(x - x_c) e^{-\beta \phi_b(x)} + H^b(x - x_c) e^{-\beta \phi_a(x)} \right) \\ &\quad + \frac{a_1}{D} J(x) \end{aligned}$$

where

$$\begin{aligned} J(x) &= H^b(x - x_c) \rho_a(x) \int_x^{x_c} dy \frac{C_a(y)}{\rho_a(y)} \\ &\quad - H(x - x_c) \rho_b(x) \int_{x_c}^x dy \frac{(1 - C_b(y))}{\rho_b(y)}. \end{aligned}$$

Since $\langle \xi_0 | \xi_1 \rangle = 0 = \int_{x_{\min}}^{x_{\max}} dx \xi_1(x)$, we must have

$$C_1 = -\frac{1}{Z_A + Z_B} \frac{a_1}{D} \int_{x_{\min}}^{x_{\max}} dx J(x),$$

leading to the general solution

$$\xi_1(x) = \frac{a_1}{D} \left[\left(-\int_{x_{\min}}^{x_{\max}} dy J(y) \right) \rho(x) + J(x) \right].$$

From the orthonormality condition $\langle \xi_1 | \xi_1 \rangle = 1$, we find that since $\langle \xi_1 | \xi_0 \rangle = 0$,

$$\begin{aligned} \frac{D}{-a_1 b_1} &= \frac{-1}{b_1} \int_{x_{\min}}^{x_{\max}} \xi_1^\dagger(x) J(x) \\ &= \frac{1}{\langle H^b(x - x_c) \rangle} \int_{x_{\min}}^{x_c} dx \frac{C_a(x)^2}{\rho_a(x)} \\ &\quad + \frac{1}{\langle H(x - x_c) \rangle} \int_{x_c}^{x_{\max}} dx \frac{(1 - C_b(x))^2}{\rho_b(x)}, \end{aligned}$$

leading to Eq. (17).

[1] D. Wales, *Energy Landscapes* (Cambridge University Press, Cambridge, 2003).

[2] I. Noé, F. and Horenko, C. Schütte, and J. Smith, *J. Chem. Phys.* **126**, 155102 (2007).

[3] N.-V. Buchete and G. Hummer, *J. Phys. Chem. B* **112**, 6057 (2008).

[4] M. Karpen, D. Tobias, and C. Brooks, *Biochemistry* **32**, 412 (1993).

- [5] J.-H. Prinz, J. Chodera, V. Pande, W. Swope, J. Smith, and F. Noé, *J. Chem. Phys.* **134**, 244108 (2011).
- [6] J. Chodera, K. Dill, N. Singhal, V. Pande, W. Swope, and J. Pitera, *J. Chem. Phys.* **126**, 155101 (2007).
- [7] A. Pan and B. Roux, *J. Chem. Phys.* **129**, 064107 (2008).
- [8] L. Caves, J. Evanseck, and M. Karplus, *Protein Sci.* **7**, 649 (1998).
- [9] J. Chodera, W. Swope, J. Pitera, and K. Dill, *Multiscale Model. Simul.* **5**, 1214 (2006).
- [10] G. Bowman, K. Beauchamp, G. Boxer, and V. Pande, *J. Chem. Phys.* **131**, 124101 (2009).
- [11] B. Keller, X. Daura, and W. van Gunsteren, *J. Chem. Phys.* **132**, 074110 (2010).
- [12] J.-H. Prinz, H. Wu, M. Sarich, B. Keller, M. Senne, M. Held, J. Chodera, C. Schütte, and F. Noé, *J. Chem. Phys.* **134**, 174105 (2011).
- [13] M. Tirion, *Phys. Rev. Lett.* **77**, 1905 (1996).
- [14] A. Smith and C. Hall, *Proteins* **44**, 344 (2001).
- [15] D. Shirvanyants, F. Ding, D. Tsao, S. Ramachandran, and N. Dokholyan, *J. Phys. Chem. B* **116**, 8375 (2012).
- [16] F. Ding, D. Tsao, H. Nie, and N. Dokholyan, *Structure* **16**, 1010 (2008).
- [17] H. Nguyen and C. Hall, *Proc. Natl. Acad. Sci. USA* **101**, 16180 (2004).
- [18] H. Nguyen and C. Hall, *Biophys. J.* **87**, 4122 (2004).
- [19] B. Urbanc, J. M. Borreguero, L. Cruz, and H. E. Stanley, *Methods in Enzymology* **412**, 314 (2006).
- [20] H. Bayat-Movahed, R. van Zon, and J. Schofield, *J. Chem. Phys.* **136**, 245103 (2012).
- [21] A. Bellemans, J. Orban, and D. van Belle, *Mol. Phys.* **39**, 781 (1980).
- [22] Y. Zhou and M. Karplus, *Proc. Natl. Acad. Sci. USA* **94**, 14429 (1997).
- [23] R. van Zon and J. Schofield, *J. Chem. Phys.* **132**, 154110 (2010).
- [24] P. Mazur and I. Oppenheim, *Physica* **50**, 241 (1970).
- [25] X.-G. Wu and R. Kapral, *J. Chem. Phys.* **91**, 5528 (1989).
- [26] A. Morita, *Phys. Rev. E* **49**, 3697 (1994).
- [27] A. Morita, *J. Mol. Liquids* **69**, 31 (1996).
- [28] B. Felderhof, *Physica A* **387**, 39 (2008).
- [29] H. Kramers, *Physica* **7**, 284 (1940).
- [30] A. Szabo, K. Schulten, and Z. Schulten, *J. Chem. Phys.* **72**, 4350 (1980).
- [31] K. Schulten, Z. Schulten, and A. Szabo, *J. Chem. Phys.* **74**, 4426 (1981).
- [32] A. Malevanets and R. Kapral, *J. Chem. Phys.* **110**, 8605 (1999).
- [33] A. Malevanets and R. Kapral, *J. Chem. Phys.* **112**, 7260 (2000).
- [34] J. Schofield, P. Inder, and R. Kapral, *J. Chem. Phys.* **136**, 205101 (2012).
- [35] G. Gompper, T. Ihle, D. M. Kroll, and R. G. Winkler, *Adv. Polym. Sci.* **221**, 1 (2009).
- [36] N. Kikuchi, A. Gent, and J. M. Yeomans, *Eur. Phys. J.* **9**, 63 (2002).
- [37] N. Kikuchi, C. Pooley, J. Ryder, and J. M. Yeomans, *J. Chem. Phys.* **119**, 6388 (2003).
- [38] H. Stehfest, *Comm. ACM* **13**, 47 (1970).
- [39] J. Schofield and I. Oppenheim, *Physica A* **196**, 209 (1993).
- [40] I. Oppenheim and J. McBride, *Physica A* **165**, 279 (1990).
- [41] L. Bocquet, J.-P. Hansen, and J. Piasecki, *J. Stat. Phys.* **76**, 527 (1994).
- [42] G. Wilemski and M. Fixman, *J. Chem. Phys.* **60**, 878 (1974).
- [43] D. Makarov, *J. Chem. Phys.* **132**, 035104 (2010).
- [44] T. Cellmer, E. Henry, J. Hofrichter, and W. Eaton, *Proc. Natl. Acad. Sci.* **105**, 18320 (2008).
- [45] J. Schulz, L. Schmidt, R. Best, J. Dzubiella, and R. Netz, *J. Am. Chem. Soc.* **134**, 6273 (2012).
- [46] U. Yasin, P. Sashi, and A. Bhuyan, *J. Phys. Chem. B* **117**, 12059 (2013).
- [47] J. Schofield, A. Marcus, and S. Rice, *J. Phys. Chem.* **100**, 18950 (1996).
- [48] M. Mörsch, H. Risken, and H. D. Vollmer, *Z. Phys. B* **32**, 245 (1979).