

Workflow Discovery from Dialogues in the Low Data Regime

Amine El Hattami^{1,2}, Stefania Raimondo¹, Issam Laradji¹, David Vázquez¹ Pau Rodriguez¹, Chris Pal^{1,2}

¹ServiceNow Research

²Polytechnique Montréal, Montréal, Canada

{amine.elhattami, stefania.raimondo, issam.laradji.david.vazquez, pau.rodriquez}@servicenow.com

Abstract

Text-based dialogues are now widely used to solve real-world problems. In cases where solution strategies are already known, they can sometimes be codified into *workflows* and used to guide humans or artificial agents through the task of helping clients. We are interested in the situation where a formal workflow may not yet exist, but we wish to discover the steps of actions that have been taken to resolve problems. We examine a novel transformer-based approach for this situation and we present experiments where we summarize dialogues in the Action-Based Conversations Dataset (ABCD) with workflows. Since the ABCD dialogues were generated using known workflows to guide agents we can evaluate our ability to extract such workflows using ground truth sequences of action steps, organized as workflows. We propose and evaluate an approach that conditions models on the set of allowable action steps and we show that using this strategy we can improve workflow discovery (WD) performance. Our conditioning approach also improves zero-shot and few-shot WD performance when transferring learned models to entirely new domains (i.e. the MultiWOZ setting). Further, a modified variant of our architecture achieves state-of-the-art performance on the related but different problems of Action State Tracking (AST) and Cascading Dialogue Success (CDS) on the ABCD.

1 Introduction

Task-oriented dialogues are ubiquitous in everyday life and in customer service in particular. Customer service agents use dialogue to help customers book restaurants, make travel plans, and receive assistance for complex problems. Behind these dialogues, there may be either implicit or explicit *workflows* – actions and steps that the agent has followed to make sure the customer request is adequately addressed. Booking an airline ticket might

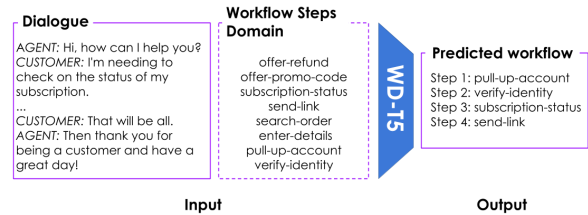


Figure 1: Our procedure for summarizing dialogues as workflows. The input consists of the dialogue utterances and a workflow steps domain (i.e., possible steps) if available. The output is the workflow that was followed to resolve a specific task or a set of tasks.

require the following workflow: pull-up account, register seat, and request payment. However, correctly identifying each of the actions constituting a workflow can require significant expertise, especially when the set of possible actions and procedures may change over time. For instance, when shopping online, newly added items and features may require modifying the established workflows.

In this work, we focus on “workflow discovery” or the extraction of workflows that have implicitly or explicitly guided task-oriented dialogues. Prior work such as Bordes et al. (2016); Chen et al. (2021) has explored end-to-end neural models for goal-oriented dialog tasks, training models on past dialogues, then and adapting them to new domains. However, these and other studies have focused on settings where large amounts of data are available for the target domains (Perez et al., 2017; Luo et al., 2019; Kim et al., 2019). More recently, large-language models have shown impressive results for tasks such as action prediction in action-oriented dialogues. The work introducing the ABCD (Chen et al., 2021) used Encoder-only LLMs (such as a BERT) followed by a classifier which needs to be fine-tuned on a large set of task-specific in-domain labeled data, requiring both significant human effort and a high level of expertise. Further, since they use a classification

layer, that layer needs to be modified when new classes and domains become available which could change frequently over time. Another method (Dai et al., 2020) uses meta-learning which optimizes an inner and outer model in order to perform few-shot learning. In contrast, the conditioning method we propose here is simpler than a meta-learning approach requiring a meta-model that needs to be optimized.

To address the challenges of workflow discovery with dynamically changing actions, distributional shifts, and the challenges of transferring to completely new domains with limited labeled data we propose a Conditional T5 (C-T5) architecture based on the Encoder-Decoder T5 (Text-to-Text Transformer) model (Raffel et al., 2020a) which can output the full set of actions or steps of the implicit workflow from a dialogue. Further, in order to adapt our method to new unseen domains, we condition C-T5 on extra information such as a set of possible actions and their descriptions, enabling us to perform zero-shot and few-shot learning.

We investigate three scenarios for extracting workflows from dialogues under differing degrees of distributional shift. In order of increasing difficulty, these are: (1) *In-distribution workflows*, where all actions and workflows i.e. combinations of actions) have been seen during training. (2) *Out-of-distribution workflows*, where all actions have been seen during training, but new combinations, or new workflows are present in the valid and test sets, and (3) *Out-of-distribution actions and workflows*, where new actions and correspondingly new workflows are present in the validation and test sets. Figure 2 illustrates the type of generalization that is possible with our approach in the zero-shot and few-shot regimes. Our model is able to invent new labels for workflow steps that have never been seen in the training set.

Our contributions can be summarized as follows:

- We examine a solution to the problem of workflow extraction from dialogues – a problem which, to our knowledge has not been examined or framed as we present here. We cast the problem as summarizing dialogues with workflows and we call the process Workflow Discovery (WD). We present models that take entire dialogues as input and output sequences of high-level actions that can be used as formal workflows to guide future dialogues.
- We propose a conditioning approach for seq-

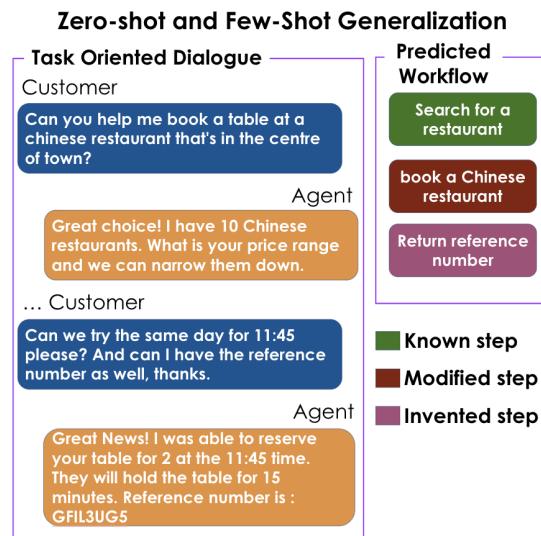


Figure 2: Our architecture allows zero-shot and few-shot use of our model. New workflow steps can be proposed by our model based on both minor modifications to known steps and entirely new steps.

to-seq models like T5, providing the model with sets of possible actions to use as potential steps in the summary. This approach improves few-shot performance and enables zero-shot workflow extraction.

- Using a sequential variant of our general approach for the related but different problems of action state tracking and cascading dialogue success, we achieve state-of-the-art results on the ABCD evaluation.
- We show that our action conditioning approach allows our method to be used in dramatically different domains. For example, models trained on the retail-focused ABCD dataset can yield reasonable zero-shot workflow extraction performance when tested on the MultiWoz dataset which focuses on the domains of Restaurants, Hotels, Attractions, Trains, and Taxis. Few-shot fine-tuning dramatically increases performance in the 1, 5, and 10 shot regimes.

2 Related Work

Our work intersects with three major topics: Task-Oriented Dialogues, Sequence-to-Sequence Text Generation, Conditional Large Language Models (LLMs), and Low Data Learning for NLP.

Task-Oriented Dialogues The goal of task-oriented dialog systems is to assist users in completing certain tasks for a specific domain, such as restaurant booking, weather query, and flight booking, which makes it valuable for real-world business. These systems are targeted at accomplishing some specific tasks in one or multiple domains. Such systems have been adopted by virtual assistants that provide a natural language interface to services such as Google Assistant, Amazon Alexa, Apple Siri, Microsoft Cortana, and so on. These systems fall under two categories: end-to-end and pipeline methods. Pipeline methods usually have several modules such as Natural Language Understanding (NLU), Dialog State Tracking (DST), Dialog Policy, and Natural Language Generation (NLG). On the other hand, end-to-end frameworks use an encoder to identify a non-linear set of reasonings based on the input dialogue to come up action required to address a given task. In our work, we tackle a variation of this problem. Our goal is to identify the whole workflow (or the set of actions) from a dialogue. This dialogue is an interaction between a human agent and a customer. We use an end-to-end approach with a text-to-text transformer making the training pipeline and the experimental setup simple and efficient.

Sequence-to-Sequence Text Generation Text generation, which is often formally referred to as natural language generation, has become one of the most important yet challenging tasks in natural language processing (NLP). It has applications in machine translation which is about generating text in a different language based on the source text; summarization is about generating an abridged version of the source text to include salient information. The emergence of RNNs, CNNs, GNNs, and Pre-trained Language Models (PLMs) have made it possible to perform end-to-end learning of semantic mappings from input to output. The architectures of PLMs are divided into Encoder-Decoder (like BERT and T5) and Decoder-only (like GPT) architectures. In this work, we use Encoder-Decoder since we need to take a whole dialogue as input to the model. There are 3 types of inputs: unstructured, structured, and multimedia. Since our problem uses unstructured input, we use a large language model like T5 since they have a strong capacity for language understanding to extract the implicit meaning of the text by generating powerful embeddings. The output in NLP can be categorized

between relevance, faithfulness, and order preservation. Since our work involves outputting a set of actions that are in the same order as the input, it falls under the order-preservation topic which is similar to machine translation.

Process Mining Discovery The core of process mining is to extract knowledge from event logs. With this information, there are three types of tasks that can be done with process mining: discovery, conformance checking, and enhancement (Van Der Aalst, 2012). In this work, we focus on Discovery.

Most works leverage the classic α algorithm (Van der Aalst et al., 2004) in order to find processes from a series of event logs. For instance, Schuster et al. (2021) proposed an interactive framework for process discovery. It is an active learning method where the user selects which of the mined workflows to add to a Petri net at any given time (Van Der Aalst and Dongen, 2013). Others use classic tree-based algorithms (alpha and inductive miner), genetic methods (Van der Aalst et al., 2005; Buijs et al., 2014), and integer linear programming (Van der Werf et al., 2008).

While the α algorithm is unsupervised, Sommers et al. (2021) proposed to recast the problem of process discovery as a supervised learning problem. They trained graph convolutional neural networks on synthetic data to produce Petri nets from event logs.

Lu et al. (2022) is one of the more recent deep learning methods used to help discover processes from event logs with missing activities or other sources of information. They proposed an LSTM-based prediction model that takes both the prefix and suffix sequences of the events with missing activity labels as input and predicts the missing information.

To the best of our knowledge, we are the first to use a large language model for process discovery

3 Workflow Discovery (WD)

The goal of the Workflow Discovery (WD) task is to extract the workflow from a task-oriented dialog. A workflow is a *set* of *workflow steps* with their respective slot values ordered in the exact order they appeared during the dialog. Formally, given a dialogue $D = \{u_1, u_2, \dots, u_n\}$, where n is the total number of utterances in the dialogue, u_n is an utterance from either parties, and an *optional* workflow step domain $\delta =$

$\{(s_1, d_1), (s_2, d_2), \dots, (s_z, d_z)\}$, where z is the domain size, s_i and d_i are the is a unique workflow step name and the matching unique workflow step description in natural language, respectively. A model should predict the target workflow $W = \{(s_1, \{v_1^j | 0 \leq j \leq n_1\}), (s_2, \{v_2^j | 0 \leq j \leq n_2\}), \dots, (s_t, \{v_t^j | 0 \leq j \leq n_t\})\}$, where $s_i \in \delta$, and $\{v_i^j | 0 \leq j \leq n_i\}$ is the optional slot value set for step s_i , and n_i if the number of available slot values.

Workflow discovery differs from the Action State Tracking (AST) in that it aims to summarize a dialogue by predicting workflow steps (or actions) and their slot values in the exact order they appeared in the dialogue using *all the utterances* as input, without any extra metadata. In contrast, AST aims to predict every workflow step and the matching slot values individually, given only the utterances and action turns text that occurred before the target action turn. Using all the utterances without any annotated action turns as input makes WD a more challenging task. Moreover, not relying on a dataset with precisely annotated action turns makes WD usable with any dialogue dataset without the expensive annotation effort.

4 Methodology

4.1 Text-to-Text Workflow Discovery

We cast the WD task as a text-to-text sequence classification task where the target text is the string starting with the prefix "Flow: " followed by the workflow steps descriptions joined by a comma (i.g., for a target workflow $W = \{("step_1", "desc_1"), ("step_2", "desc_2")\}$ the target text is "*Flow : desc₁ : val₁¹; val₁², desc₂*, where the first target step has two slot values val_1^1 and val_1^2 , and the second has none") The input of the model consists of the prefix "Dialogue: " followed by the concatenated utterances. In the case where the workflow steps domain is available or partially available, we append the prefix "Steps: " followed by all the workflow steps descriptions concatenated by a comma (i.g., for a dialogue $D = \{ "utt_1", \dots, "utt_n" \}$ and a workflow steps domain $\delta = \{ ("step_1", "desc_1"), \dots, ("step_z", "desc_z") \}$ the model input is "*Dialogue : utt₁ ... utt_n Steps : desc₁, ..., desc_t*") similar to (Keskar et al., 2020). Adding the workflow steps description to the input constrains the model to use only the provided steps, but more importantly, it makes it possible to

use this method in a zero-shot setting on an unseen domain. Furthermore, we shuffle the domain steps for every training sample. The shuffling makes the model invariant to the position of workflow steps in the input. If the domain is unavailable, the input consists of only the concatenated dialogue utterances (i.e., "*utt₁ ... utt_n*"). Finally, we use the source prefix "Extract workflow: ".

4.2 Text-to-Text Action State Tracking

The goal of the AST task is to predict the actions and slot values performed by an agent during a conversation with a customer to resolve a particular customer request. This task is similar to the traditional dialogue state tracking (DST) with the difference that agent guidelines constrain the target actions. For example, an utterance might suggest that the target action is "verify-order-status", but the gold truth action is "verify-identity" per the agent guideline because an agent needs to verify a customer's identity before providing an order status.

Like the WD task, we cast the AST task as a text-to-text classification task where the target text consists of the prefix "AST: " followed by the action name and the slot values. In the AST task, an action can have either zero, one, or multiple values. The target text consists of the prefix followed by the action name for actions with zero values (i.g., "AST: search-faq"). For actions with one value, the target text consists of the prefix followed by the action name and value concatenated by a semi-column (i.g., "AST: pull-up-account:Albert sanders"). For actions with more than one value, the target text consists of the prefix followed by the action name and the values concatenated by a comma (i.g., "AST: validate-purchase:josephbanter975, josephbanter975@gmail.com, 0626252373"). The input consists of all the utterances and action turns text prior to the current turn to predict. Finally, we use the source prefix "Extract AST: ".

4.3 Text-to-Text Cascading Dialogue Success

The CDS task aims to evaluate a model's ability to predict the dialogue intent (i.g, "manage_dispute_bill") and the next step taken by the agent (i.g., "end_converstaion") for every agent and action turns. Moreover, a model should predict the action and slot values similar to the AST task for action turns. For agent turns, a model should predict the next utterance from a set of candidate utterances.

We cast the CDS task as a text-to-text classification task where the target text consists of the prefix "CDS: " followed by the target intent name and next step for each action and agent turns in a dialogue. Furthermore, for action turns, the target includes the action name and slot values (i.g., "CDS: manage_dispute_bill,take_action,pull-up-account:Albert sanders"), and the input consists of the prefix "History: " followed by all the utterances and action turns text prior to the current turn. For agent turns, the target text includes the next utterance (i.g., "CDS: manage_dispute_bill,retrieve_utterance,hello how can I help you today?"), and the input consists of the history described above, followed by the prefix "Candidates: " followed by all the candidate utterances.

5 Experimental Setup

Here we describe the details behind the datasets, methods, and experiments.

5.1 Implementation Details

In our experimentation, we used a T5 model for the text-to-text WD, AST, and CDS task, which we call WD-T5, AST-T5, and CDS-T5 respectively. We used Huggingface’s T5 (Raffel et al., 2020b) Pytorch implementation¹ pre-trained for English summarisation as the base model upon which we have built all our model variants explored below. We use both T5-Small (60M) and T5-Base (220M). We set the maximum source length to 2048 and the maximum target length to 256. We fine-tuned WD-T5 for 100 epochs for each experiment with a learning rate of 5e-5 with linear decay and a batch size of 8 samples on 4 NVIDIA V100 GPUs with 32G memory.

We fine-tuned our AST-T5 and CDS-T5 variants for 14 and 21 epochs respectively matching the original work (Chen et al., 2021), and used similar hyper-parameters to our WD-T5 model.

5.2 Datasets

We evaluate our WD-T5 model and a set of baselines on the following task-oriented dialogue datasets.

ABCD The ABCD (Chen et al., 2021) dataset contains 8,034 dialogues divided across 30 different domains that are collected by certified Mechanical Turk. The authors used an Expert Live Chat

application that matches a highly trained agent with a knowledgeable, yet otherwise average customer in real-time.

When using the ABCD dataset for the WD task, the action names (i.g., "pull-up-account") represent the workflow steps, and we generated the descriptions of the steps relying on the provided agent guidelines (e.g., "pull up the customer account" is the description for "pull-up-account") (See Appendix 8.1 for more details).

MultiWoz contains over 10,000 task-oriented dialogs across 8 domains: *Restaurant, Attraction, Hotel, Taxi, Train, Bus, Hospital, Police*. We use the 2.2 version (Zang et al., 2020) as it contains corrected annotations, inconsistencies, and ontology-related issues compared to the original MultiWoz (Budzianowski et al., 2018).

When using the MutliWOz dataset for the WD task, The customer intents represent the workflow steps. We assume that the system will always perform a customer request. Then we used the step descriptions from the provided schema with slight adjustments (e.g., we used "search for a restaurant" instead of "search for places to wine and dine") (See Appendix 8.2 for more details).

5.3 Metrics

We evaluate the WD task using the Exact Match (EM) and Cascading Evaluation (CE) metrics (Suhr et al., 2019) similar to ABCD’s CDS task (Chen et al., 2021). The EM metric gives credit only if predicted the workflow steps match the ground truth steps in the same order. In contrast, the CE metric gives partial credit for each successive workflow step predicted correctly. However, the EM metric is not a good proxy of model performance on the WD task due to the sequential nature of workflows. For example, a model that predicts all workflow steps correctly but one step will have an EM score of 0, similar to another model that predicted all the workflow steps wrong. Nonetheless, we kept the EM metric for applications where predicting the exact workflow is critical. So, using both metrics provides a good overview of the WD task’s model performance.

Due to the text nature of the output of WD-T5, two issues arise during evaluation. First, when calculating the CE metric, the predicted sequence can be of a different length compared to the ground truth. In this case, the predicted workflow is chopped to the same length as the target if the

¹<https://huggingface.co/transformers>

prediction is longer. Else, if the predicted workflow is shorter, we append a special workflow step (i.e., "Missing") that we ensured is not part of any workflow step domain we used. However, when calculating the EM score, a workflow length mismatch is considered a failure. The second issue is that a predicted workflow step can be worded slightly differently but mean the same thing. For example, WD-T5 might predict "offering a promo code" while the target workflow step is "offer a promo code". In this case, penalizing the model is counter-productive. We stem the predicted and the target workflow steps descriptions during evaluation to overcome this issue. However, we used a cosign similarity metric following (Zhang* et al., 2020) for the out-of-domain experiments. Using a similarity-based metric is important in order to handle cases where the predicted target is semantically equivalent to the target (e.g., "propose a refund" instead of "offer a refund"). We set a threshold of 95% above which we assume that 2 sentences match.

We evaluate the AST-T5 similar to (Chen et al., 2021) where B-Slot and Value are accuracy measures for predicting action names and values, respectively. Action is a joint accuracy that measures when the model correctly predicts both B-Slot and Value. We evaluate the CDS-T5 similar to (Chen et al., 2021) using a variation of the cascading evaluation metric where we consider a turn correct if the model predicts the intent and next step correctly. Moreover, it must also predict the next utterance for agent turns and predicts the action and values correctly for action turns.

6 Experimental Results

In this section, we describe the tasks we used to evaluate our model, report the results, and discuss their conclusions.

6.1 Workflow Discovery

We present results on three tasks under WD: in-distribution, out-of-distribution, and few-shot/zero-shot learning.

6.1.1 Methods

We compare two variants of our WD-T5 model. WD-T5-Small uses the T5-small (60M) model, and WD-T5-base uses the T5-base (220M) mode. Moreover, we report the scores with (+Steps Domain) and without the workflow steps domain in the input.

6.1.2 In-Distribution Workflow Steps

Table 1 shows the results of our methods on the ABCD test dataset. The significant difference between the Cascading Evaluation (CE) and Exact Match results (EM) shows that it is much harder for the model to predict the workflow exactly and shows the CE metric’s importance. Also, Adding the steps domain (+Steps Domain) improved the base model’s performance. However, it decreased the performance of the small model. Adding the steps domain to the input increases the overall input length, making the task harder for the small model. We also observed that using workflow step names (e.g., "pull-up-account") as the Steps Domain decreased the performance by 2.7% on EM and 4.5% on CE compared to using step descriptions (e.g., "pull up customer account") (See Appendix 8.1).

Methods	EM	CE
WD-T5-Small	43.5	66.2
+Steps Domain	42.4	65.4
WD-T5-Base	50.0	72.2
+Steps Domain	47.9	71.1

Table 1: WD-T5 results on the ABCD test dataset with slot value prediction, trained without the "offer-promo-code" workflow step. EM and CE are the Exact Match and Cascading Evaluation metrics, respectively. +Step Domain represents the results with workflow steps domain in the input.

In all model configurations for this experiment, the stemer we added during the evaluation did not affect the results because the model predicted all the steps descriptions precisely as the ground truth. On the other hand, 90% of the failures are due to a wrong step prediction, and 10% were due to a workflow length miss-match. Finally, we noticed that WD-T5 fails to predict the correct workflow when it contains the same step multiple times, which is the case for some samples in the ABCD dataset.

6.1.3 In-Domain Out-of-Distribution Workflow Steps

The goal of this problem setup is to evaluate models in their ability to predict workflow steps not seen during training. We consider two experiments. For the first experiment, we omit all the training dialogues that contain 'search-shirt' as part of its workflow. We want to see if the model can still predict "search-shirt" given that there are 7 other workflow steps with similar syntax (e.g., "search-jeans", "search-boots", etc.) present in the training

set. For the second experiment, we omit the ones with 'offer-promo-code'. However, this is more challenging as the only similar workflow step is "offer-refund".

Table 2 shows the results of our WD-T5 on the ABCD test dataset for the first experiment.

Methods	EM	CE
WD-T5-Small	43.0	65.6
+Steps Domain	41.6	63.4
WD-T5-Base	46.7	70.1
+Steps Domain	43.5	69.5

Table 2: WD-T5 results on the ABCD test dataset, trained without the "search-shirt" workflow step. EM and CE are the Exact Match and Cascading Evaluation metrics, respectively. +Step Domain represents the results with workflow steps domain in the input.

We observed the same behavior as the WD-T5 experiment, where adding the steps domain to the input negatively affects the small model but improves the base model results. Most invalid predictions are set to "search for a jacket". We think this is because the dialogues about "shirts" and "jackets" are close. It is worth mentioning that only a few of the predictions used steps other than "search for a jacket", knowing that there are multiple other steps with the same syntax (e.g., "search for boots", "search for jeans", etc.). Furthermore, in all the configurations of this experiment, the models generated plausible step descriptions. However, the scores do not reflect this fact due to the limitation of the evaluation (the evaluation is not able to account for semantically equivalent predictions). For example, the base model without the step domain was able to generate "search for t-shirt" instead of "search for a shirt", which is a valid step description when looking at dialogue utterances (See Appendix 8.3 for more details).

Methods	EM	CE
WD-T5-Small	41.6	64.8
+Steps Domain	40.9	64.5
WD-T5-Base	45.1	68.8
+Steps Domain	42.2	68.6

Table 3: WD-T5 results on the ABCD test dataset, trained without the "offer-promo-code" workflow step. EM and CE are the Exact Match and Cascading Evaluation metrics, respectively. +Step Domain represents the results with workflow steps domain in the input.

Table 3 shows the results of our WD-T5 on the ABCD test dataset for the second experiment. All the configurations behaved similarly to the experiment above. The lower results compared to the "search-shirt" experiment confirms that "offer-promo-code" is a more difficult step to predict. Both small and base models used "offer a refund" instead of "offer a promo code". Although the dialogue used in both steps is similar, "offer-promo-code" has the unique distinction that the agent gives a code in a format (e.g., "Jkn9d") very different from any other value. One explanation is that the model confuses the promo code with the actual refund amount.

Furthermore, both the small and base models were able to generate plausible step descriptions: "create a new code" and "create code". After analyzing the dialogues where the model predicted these steps, we found out that there is a difference between "offer a promo code" and "create a new code" where the customer promo code is not working and needs a new one (See Appendix 8.3 for more details).

6.1.4 Out-of-Domain Zero-Shot

For this experiment, our source domain is "online shopping", thus we train on the ABCD dataset. Our target domains are *Restaurant, Attraction, Hotel, Taxi, Train, Bus, Hospital, Police* thus we test on MultiWoz.

We report the results of the zero-shot results in Table 4. We observe that without the steps domain added to the input, our model performed badly on both the Exact Match (EM) and Cascading Evaluation (CE). Even after adding the steps domain to the input, the exact match performance is very low. However, our analysis showed that it is related to the evaluation method similar to the out-of-domain experiments. For example, the model predicted "look for a cap" while the ground truth step description is "search for a taxi".

Methods	EM	CE
WD-T5-Base	3.2	15.0
+Steps Domain	7.3	19.2

Table 4: WD-T5 zero-shot results on the MultiWoz version 2.2 test dataset. EM and CE are the Exact Match and Cascading Evaluation metrics, respectively. +Step Domain represents the results with workflow steps domain in the input.

Furthermore, both configurations were able to

generate plausible step descriptions. For example, the model predicted the step description "check rating". After analyzing the dialogues, we found that there are 10 test samples where customers requested to get the rating of hotels or restaurants (see Appendix 8.3).

6.1.5 Out-of-Domain Few-Shot

To verify the adaptation performance of WD-T5, we ran three few-shot experiments, using the same source and target domains as our zero-shot experiment. We consider the case where only a few samples are available for each workflow step. For each experiment, we randomly selected k samples per step. Specifically, we picked $k = 1$, $k = 5$, and $k = 10$ that yielded a training set of 11, 55, and 106 samples, respectively. Since a workflow contains multiple steps, some of these steps might have more than k samples.

methods	EM	CE
WD-T5-base 1 per step	5.9	54.8
+steps domain	13.9	68.6
WD-T5-base 5 per step	24.4	65.4
+steps domain	32.6	71.4
WD-T5-base 10 per step	43.2	73.0
+steps domain	52.5	79.7

Table 5: wd-t5 few-shot results on the multiwoz version 2.2 test dataset. em and ce are the exact match and cascading evaluation metrics, respectively. +step domain represents the results with workflow steps domain in the input, and n per step corresponds to a model trained n samples per step.

We report the few-shot results in Table 5. WD-T5 shows a significant performance improvement compared to the zero-shot results even when we only use 11 training samples (1 sample per step). Moreover, the model demonstrates an even more significant performance increase as we increase the number of training samples to 106 when using ten training samples per step. Furthermore, using the steps domain in the input improves both EM and CE scores drastically.

The models that do not use the steps domain in the input generated 23 new steps not included in the steps domain, while the ones that use the steps domain in the input generated only 5 new steps. This behavior proves that our conditioning mechanism can restrict the model to the provided steps domain.

6.2 Action State Tracking

Following the same evaluation method used in ABCD, we compared AST-T5 (described in section 4.2) against the current state-of-the-art on the AST task.

In Table 6, we report two sets of results for RoBERTa, one that is directly cited from (Chen et al., 2021), and the other from running their official code base² (RoBERTa*). We only report the results of our 60 million parameters model (AST-T5-Small) for a fair comparison since the RoBERTa model is 125 million parameters and our base model is 220 million parameters. However, even with 50% less trainable parameters, our AST-T5-Small achieves state-of-the-art results on the AST task.

Methods	B-Slot	Value	Action
RoBERTa	93.6%	67.2%	65.8%
RoBERTa*	88.5%	48.6%	47.2%
AST-T5-Small	89.1%	89.2%	87.9%

Table 6: AST-T5 results on the AST task using the ABCD test dataset. B-Slot and Value are accuracy measures for the action and value predictions, respectively. Action is a joint accuracy when the model correctly predicts both B-Slot and Value. RoBERTa* Correspond to our own run using RoBERTa on the AST task.

6.3 Cascading Dialogue Success

Similar to the AST task, we followed the same evaluation method used in ABCD, we compared CDS-T5 (described in section 4.3) against the current state-of-the-art on the CDS task.

In Table 7, we report the best results (ABCD best) for each metric from (Chen et al., 2021). Also, we omit Recall@5 and Recall@10 results since our model only predicts a single next utterance. However, the cascading evaluation calculation result is valid since it only uses the Recall@1 metric.

Both our small (CDS-T5-S, 60M parameters) and base (CDS-T5-B, 220M parameters) models outperform the ABCD ensemble (with up to 345M parameters) and achieve a new state-of-the-art on the CDS task. Specifically, our CDS-T5 outperformed the ABCD ensemble on the next utterance prediction (recall@1) by 27.4 points. On the next step prediction, both our models scored are close to

²<https://github.com/asappresearch/abcd>

Metrics	ABCD Best	CDS-T5-S	CDS-T5-B
Intent	90.5%	85.7%	86.0%
Nextstep	87.8%	99.5%	99.6%
B-Slot	88.5%	85.9%	87.2%
Value	73.3%	75.1%	77.3%
Recall@1	22.1	40.7	49.5
CE	32.9%	38.3%	41.0%

Table 7: CDS-T5 results on the CDS task using the ABCD test dataset. Intent, NextStep, B-Slot, Value, and Recall@1 are accuracy measures for the dialogue intent, next step, action, value, and next utterance predictions, respectively. ABCD best is the result of a model ensemble with the scores from ABCD.

perfect. Moreover, CDS-T5-B outperforms the human evaluation on value accuracy by 1.8 accuracy points.

7 Conclusion

We propose a new task called Workflow Discovery that aims to extract workflows consisting of multiple steps from task-oriented dialogues. We show three task casting methods to train a sequence-to-sequence model to address three different tasks: Workflow Discovery, Action State Tracking, and Cascading Dialogue Success. We show how we could leverage the workflow step domain if available to improve the performance. Moreover, our method is able to correctly predict in-domain out-of-distribution workflow steps, and out-of-domain few-shot and zero-shot learning. Our experiments show that using sequence-to-sequence models can significantly outperform existing methods that use encoder-only language models for the AST and CDS tasks.

References

Wil Van der Aalst, Ton Weijters, and Laura Maruster. 2004. Workflow mining: Discovering process models from event logs. *IEEE transactions on knowledge and data engineering*, 16(9):1128–1142.

Wil MP Van der Aalst, AK Medeiros, and Anton JMM Weijters. 2005. Genetic process mining. In *International conference on application and theory of petri nets*, pages 48–69. Springer.

Antoine Bordes, Y-Lan Boureau, and Jason Weston. 2016. Learning end-to-end goal-oriented dialog. *arXiv preprint arXiv:1605.07683*.

Paweł Budzianowski, Tsung-Hsien Wen, Bo-Hsiang Tseng, Inigo Casanueva, Stefan Ultes, Osman Ramadan, and Milica Gašić. 2018. Multiwoz—a

large-scale multi-domain wizard-of-oz dataset for task-oriented dialogue modelling. *arXiv preprint arXiv:1810.00278*.

Joos CAM Buijs, Boudewijn F van Dongen, and Wil MP van der Aalst. 2014. Quality dimensions in process discovery: The importance of fitness, precision, generalization and simplicity. *International Journal of Cooperative Information Systems*, 23(01):1440001.

Derek Chen, Howard Chen, Yi Yang, Alex Lin, and Zhou Yu. 2021. Action-based conversations dataset: A corpus for building more in-depth task-oriented dialogue systems. *arXiv preprint arXiv:2104.00783*.

Yinpei Dai, Hangyu Li, Chengguang Tang, Yongbin Li, Jian Sun, and Xiaodan Zhu. 2020. Learning low-resource end-to-end goal-oriented dialog for fast and reliable system deployment. In *Proceedings of the 58th Annual Meeting of the Association for Computational Linguistics*, pages 609–618.

Nitish Shirish Keskar, Bryan McCann, Caiming Xiong, and Richard Socher. 2020. [Unifying question answering, text classification, and regression via span extraction](#).

Byoungjae Kim, KyungTae Chung, Jeongpil Lee, Jungyun Seo, and Myoung-Wan Koo. 2019. A bi-lstm memory network for end-to-end goal-oriented dialog learning. *Computer Speech & Language*, 53:217–230.

Yang Lu, Qifan Chen, and Simon K Poon. 2022. A deep learning approach for repairing missing activity labels in event logs for process mining. *arXiv preprint arXiv:2202.10326*.

Liangchen Luo, Wenhao Huang, Qi Zeng, Zaiqing Nie, and Xu Sun. 2019. Learning personalized end-to-end goal-oriented dialog. In *Proceedings of the AAAI Conference on Artificial Intelligence*, volume 33, pages 6794–6801.

Julien Perez, Y-Lan Boureau, and Antoine Bordes. 2017. Dialog system and technology challenge 6 overview of track 1-end-to-end goal-oriented dialog learning. *Dialog System Technology Challenges*, 6.

Colin Raffel, Noam Shazeer, Adam Roberts, Katherine Lee, Sharan Narang, Michael Matena, Yanqi Zhou, Wei Li, and Peter J Liu. 2020a. Exploring the limits of transfer learning with a unified text-to-text transformer. *Journal of Machine Learning Research*, 21:1–67.

Colin Raffel, Noam Shazeer, Adam Roberts, Katherine Lee, Sharan Narang, Michael Matena, Yanqi Zhou, Wei Li, and Peter J. Liu. 2020b. [Exploring the limits of transfer learning with a unified text-to-text transformer](#). *Journal of Machine Learning Research*, 21(140):1–67.

Daniel Schuster, Sebastiaan J van Zelst, and Wil MP van der Aalst. 2021. Cortado—an interactive tool for data-driven process discovery and modeling. In *International Conference on Applications and Theory of Petri Nets and Concurrency*, pages 465–475. Springer.

Dominique Sommers, Vlado Menkovski, and Dirk Fahland. 2021. Process discovery using graph neural networks. In *2021 3rd International Conference on Process Mining (ICPM)*, pages 40–47. IEEE.

Alane Suhr, Claudia Yan, Jack Schluger, Stanley Yu, Hadi Khader, Marwa Mouallem, Iris Zhang, and Yoav Artzi. 2019. [Executing instructions in situated collaborative interactions](#). In *Proceedings of the 2019 Conference on Empirical Methods in Natural Language Processing and the 9th International Joint Conference on Natural Language Processing (EMNLP-IJCNLP)*, pages 2119–2130, Hong Kong, China. Association for Computational Linguistics.

Wil Van Der Aalst. 2012. Process mining. *Communications of the ACM*, 55(8):76–83.

Wil MP Van Der Aalst and Boudewijn F van Dongen. 2013. Discovering petri nets from event logs. In *Transactions on Petri nets and other models of concurrency vii*, pages 372–422. Springer.

Jan Martijn EM Van der Werf, Boudewijn F van Dongen, Cor AJ Hurkens, and Alexander Serebrenik. 2008. Process discovery using integer linear programming. In *International conference on applications and theory of petri nets*, pages 368–387. Springer.

Xiaoxue Zang, Abhinav Rastogi, Srinivas Sunkara, Raghav Gupta, Jianguo Zhang, and Jindong Chen. 2020. Multiwoz 2.2: A dialogue dataset with additional annotation corrections and state tracking base-lines. *arXiv preprint arXiv:2007.12720*.

Tianyi Zhang*, Varsha Kishore*, Felix Wu*, Kilian Q. Weinberger, and Yoav Artzi. 2020. [Bertscore: Evaluating text generation with bert](#). In *International Conference on Learning Representations*.

8 Appendix

8.1 ABCD dataset Workflow Steps Domain

Table 8 shows the ABCD dataset workflow steps domain we used. The domain consists of the action names as presented in the ABCD dataset ontology that represents the workflow step names and the matching descriptions we generated that represent workflow step descriptions.

We performed an ablation study to quantify the performance difference between workflow step names and descriptions. We followed an experimental setup similar to the one described in Section 6.1.2.

We report the result of this ablation study in Table 9. We observe that using workflow step descriptions (e.g., “pull up the customer account”) yielded better performance on both the EM and CE metrics compared to using step names (e.g., “pull-up-customer”).

Step Name	Step Description
pull-up-account	pull up the costumer account
enter-details	enter the details
verify-identity	verify costumer identity
make-password	create a new password
search-timing	get arrival date
search-policy	check policy
validate-purchase	validate the purchase
search-faq	search the faq
membership	check membership level
search-boots	search for boots
try-again	ask the costumer to try again
ask-the-oracle	ask the oracle
update-order	update order information
promo-code	offer a promo code
update-account	update costumer account
search-membership	get information about memberships
make-purchase	make a purchase
offer-refund	offer a refund
notify-team	notify team
record-reason	record reason
search-jeans	search for jeans
shipping-status	get the shipping status
search-shirt	search for a shirt
instructions	check the instructions
search-jacket	search for a jacket
log-out-in	ask the costumer to log out then log in
select-faq	select topic in faq
subscription-status	get subscription status
send-link	send a link to the costumer
search-pricing	check pricing

Table 8: ABCD workflow steps domain comprise of the steps names and descriptions we generated

8.2 MultiWoz v2.2 Dataset Workflow Steps Domain

Table 11 shows the MultiWoz v2.2 dataset workflow steps domain we used. Similar to the ABCD domain described in Appendix 8.1, the domain con-

Methods	EM	CE
WD-T5-Base +Name	55.4	75.5
WD-T5-Base +Desc	58.1	80.0

Table 9: Ablation study results comparing using steps names (+Name) and descriptions (+Desc). EM and CE are the Exact Match and Cascading Evaluation metrics, respectively. and +Description represent the model using the step names and description respectively

sists of the steps’ names and descriptions. However, we provide two sets of workflow steps descriptions. The Original Step Descriptions are the descriptions found in the dataset schema, and the Modified Step Descriptions are descriptions we generated. Moreover, the “find_police” step is called “police” in the MultiWoz v2.2 schema. However, the dialogues use “find_police” instead.

Methods	EM	CE
WD-T5-Base +Orig. Desc	0	10.0
WD-T5-Base +Modif. Desc	3	18.5

Table 10: Ablation study results comparing using the original descriptions (+Orig. Desc) and the modified descriptions (+Modif. Desc). EM and CE are the Exact Match and Cascading Evaluation metrics, respectively.

The zero-shot predictions of our WD-T5 model motivated the creation of the modified description names. The predicted descriptions were more straightforward compared to the original ones. For example, the model predicted “search for a hotel” instead of “search for a hotel to stay in”, and “search for a restaurant” instead of “search for palaces to wine and dine”. Moreover, we performed an ablation study to confirm that using the modified descriptions yields better performance. We followed an experimental setup similar to the one described in Section 6.1.4.

We report the result of this ablation study in Table 10. We observe that using the modified descriptions (i.e., simpler descriptions) yielded better performance on both the EM and CE metrics compared to the original descriptions.

8.3 Plausible Steps

This section presents cases where the model predicted workflow steps that were not part of the domain, but are plausible steps.

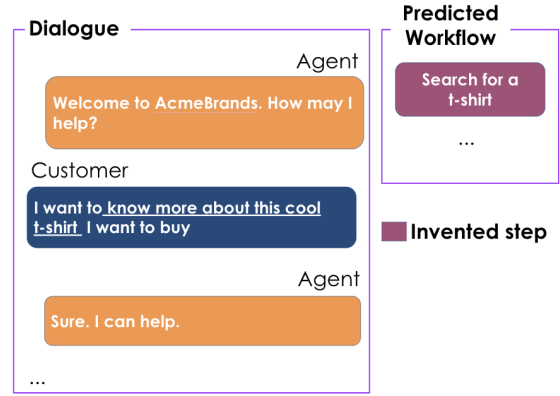


Figure 3: Plausible workflow step generated during the ABCD in-domain out-of-distribution experiment. Underlined is the original of the invented step.

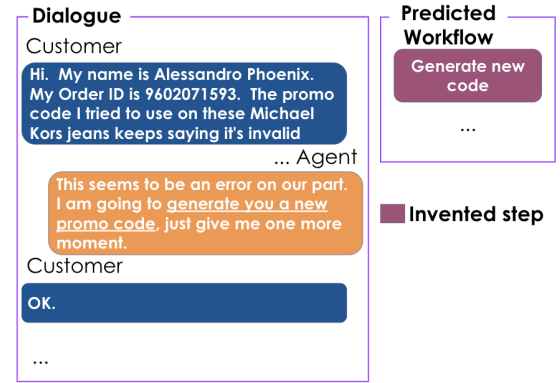


Figure 4: Plausible workflow step generated during the ABCD in-domain out-of-distribution. Underlined is the original of the invented step.

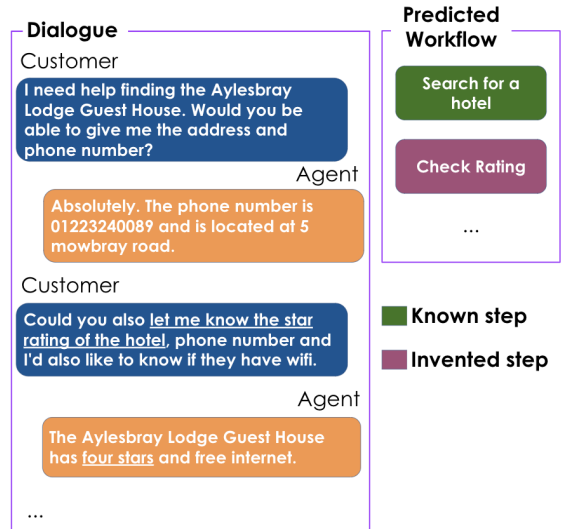


Figure 5: Plausible workflow step generated during the zero-shot experiment on the MultiWoz v2.2 dataset. Underlined is the original of the invented step.

Step Name	Original Step Description	Modified Step Description
find_hotel	search for a hotel to stay in	search for a hotel
book_hotel	book a hotel to stay in	book a hotel
find_train	search for trains that take you places	search for train
book_train	book train tickets	book train tickets
find_attraction	search for places to see for leisure	search for attractions
find_restaurant	search for places to wine and dine	search for a restaurant
book_restaurant	book a table at a restaurant	book a table at a restaurant
find_hospital	search for a medical facility or a doctor	search for hospital or a doctor
book_taxi	book taxis to travel between places	book a taxi
find_taxi	search for a taxi	search for a taxi
find_bus	search for a bus	search for a bus
find_police	search for a police station	search for a police station

Table 11: MultiWoz v2.2 workflow steps domain comprise of the steps names and the original descriptions and the descriptions we generated